


MODEL: UJ3-MIABH-1-SMT | **DESCRIPTION:** USB RECEPTACLE**FEATURES**

- USB micro AB type jack
- horizontal orientation
- surface mount
- USB 3.2 Gen 1

**SPECIFICATIONS**

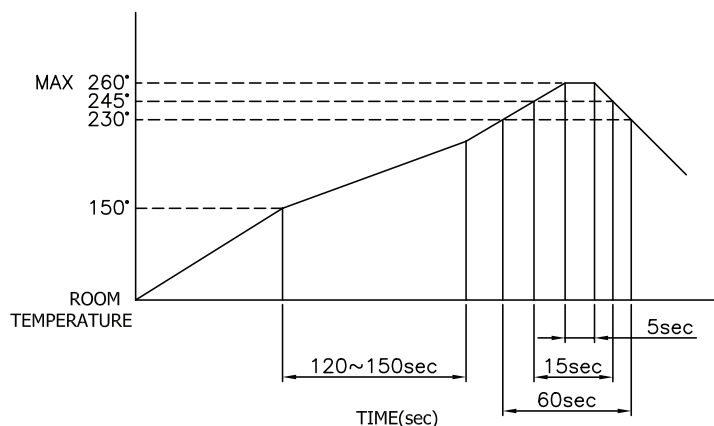
| parameter | conditions/description | min | typ | max | units |
|---------------------------------|-----------------------------------|-----|--------|-----|--------|
| USB standard | USB 3.2 Gen 1 | | | | |
| rated input voltage | | | | 30 | Vac |
| rated input current | | | | 1.8 | A |
| contact resistance ² | between terminals and mating plug | | | 30 | mΩ |
| insulation resistance | | 100 | | | MΩ |
| voltage withstand | for 1 minute | | | 100 | Vac |
| insertion force | | | | 35 | N |
| withdrawal force | | 7 | | | N |
| operating temperature | | -55 | | 85 | °C |
| life | | | 10,000 | | cycles |
| flammability rating | UL94V-0 | | | | |
| RoHS | yes | | | | |

Note:

1. Add suffix "-TR" to the model for tape and reel packaging.
2. When measured at 20 mV / 100 mA.
3. All specifications measured at 15~35°C, humidity at 25~85%, under atmospheric pressure of 86~106 kPa, unless otherwise noted.

SOLDERABILITY

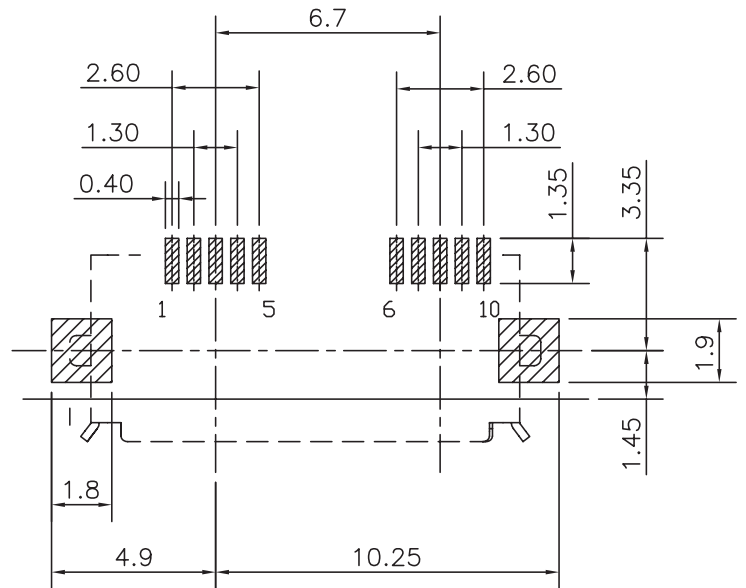
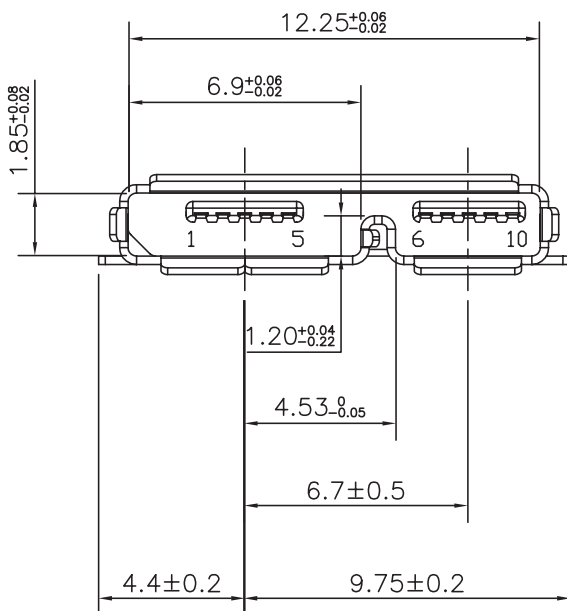
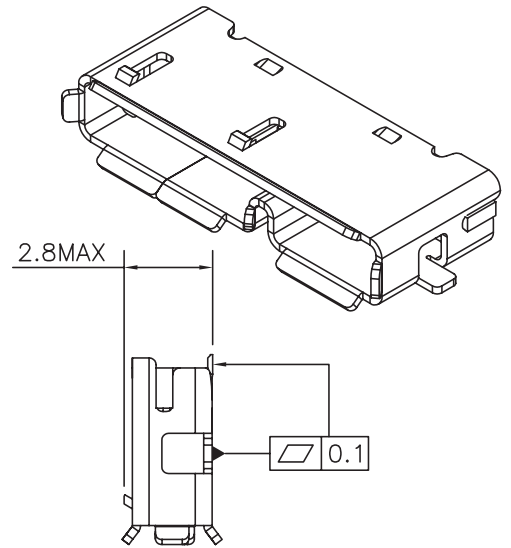
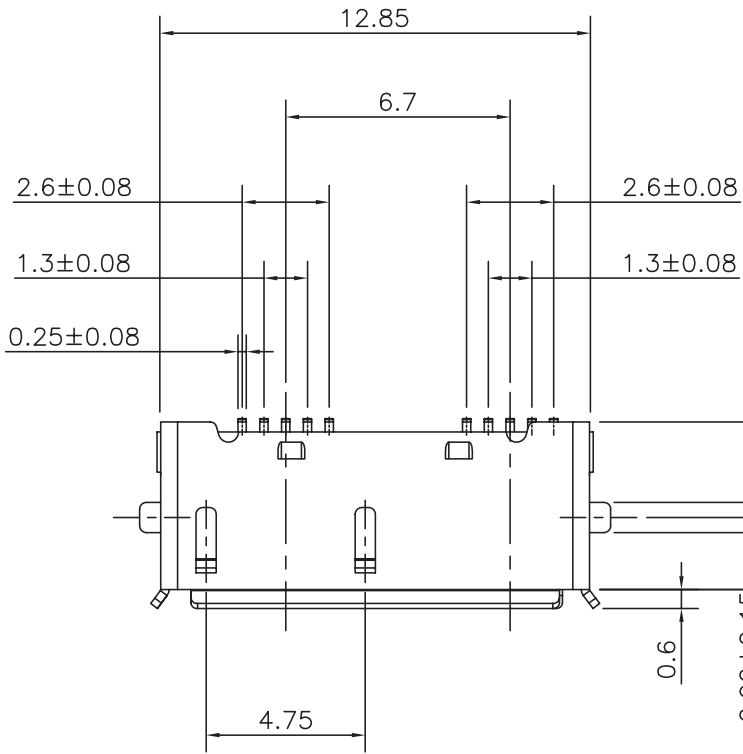
| parameter | conditions/description | min | typ | max | units |
|------------------|------------------------|-----|-----|-----|-------|
| reflow soldering | see reflow profile | | | 260 | °C |



MECHANICAL DRAWING

units: mm
 tolerance:
 X.X ±0.38 mm
 X.XX ±0.25 mm

| | MATERIAL | PLATING |
|-------------------|-----------------|---|
| contact terminals | phosphor bronze | contact: 3 μ" gold over nickel solder: tin over nickel |
| shield | brass | matte tin |
| insulator | LCP (black) | |



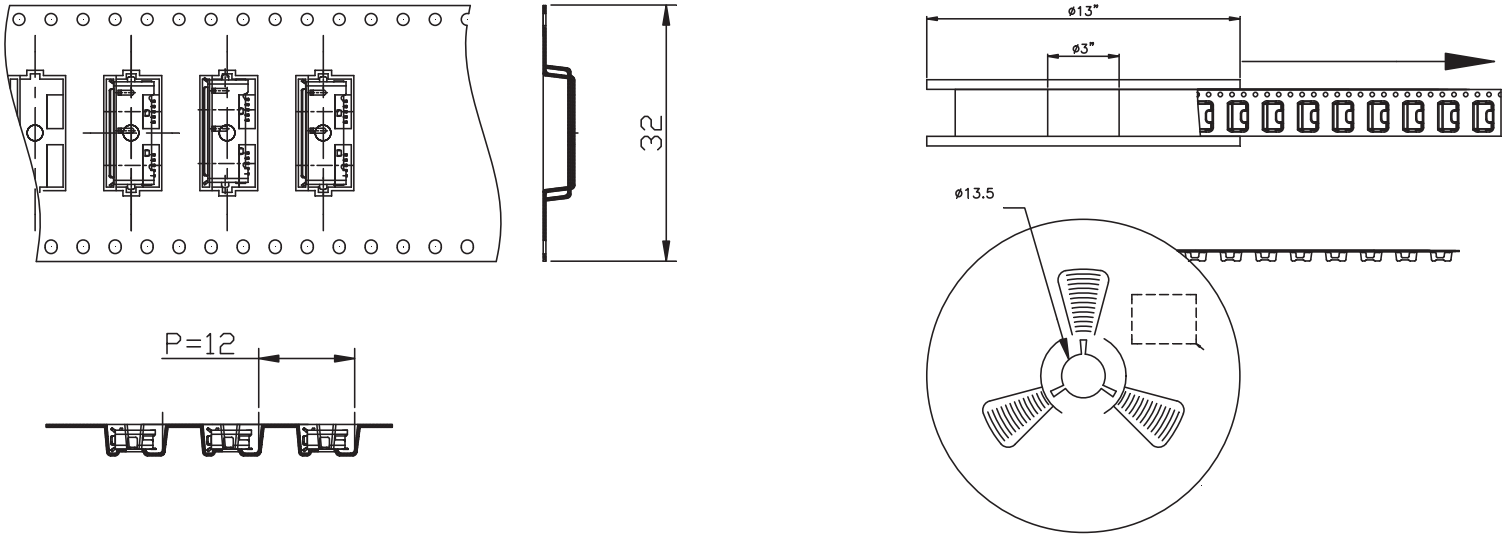
Recommended PCB Layout
Top View

PACKAGING

units: mm

Reel Size: $\varnothing 13''$

Reel QTY: 1,600 pcs per reel



REVISION HISTORY

| rev. | description | date |
|------|----------------------|------------|
| 1.0 | initial release | 08/05/2016 |
| 1.01 | brand update | 02/05/2020 |
| 1.02 | updated USB standard | 04/06/2022 |
| 1.03 | updated drawing | 06/01/2022 |

The revision history provided is for informational purposes only and is believed to be accurate.

CUI DEVICES

CUI Devices offers a one (1) year limited warranty. Complete warranty information is listed on our website.

CUI Devices reserves the right to make changes to the product at any time without notice. Information provided by CUI Devices is believed to be accurate and reliable. However, no responsibility is assumed by CUI Devices for its use, nor for any infringements of patents or other rights of third parties which may result from its use.

CUI Devices products are not authorized or warranted for use as critical components in equipment that requires an extremely high level of reliability. A critical component is any component of a life support device or system whose failure to perform can be reasonably expected to cause the failure of the life support device or system, or to affect its safety or effectiveness.