

MODEL: UJ2-MIBH-2-SMT-TR-67 | **DESCRIPTION:** USB RECEPTACLE**FEATURES**

- IP67 waterproof
- USB micro B type receptacle
- USB 2.0
- surface mount
- mounting tabs

**SPECIFICATIONS**

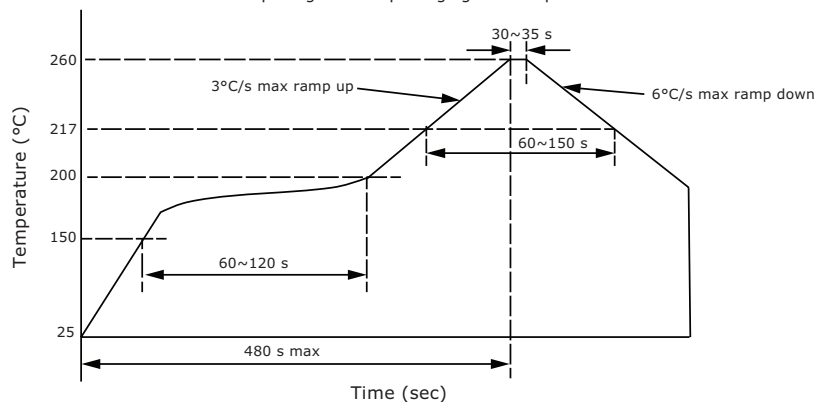
parameter	conditions/description	min	typ	max	units
USB standard	USB 2.0				
rated input voltage				30	Vdc
rated input current				1.8	A
contact resistance ¹	between terminals and mating plug			30	mΩ
insulation resistance	at 500 Vdc between adjacent contacts	100			MΩ
voltage withstand	for 1 minute between adjacent contacts			100	Vac
insertion force	at a rate of 12.5 mm/min			20	N
withdrawal force	at a rate of 12.5 mm/min	7			N
life	at a rate of 500 cycles per hour		10,000		cycles
operating temperature		-30		85	°C
flammability rating	UL94V-0				
RoHS	yes				
IP level	IP67				

Note: 1. When measured at 20 mV max / 100 mA.

SOLDERABILITY

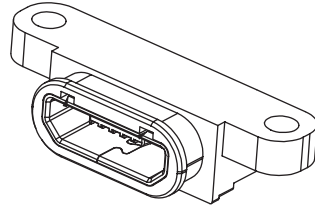
parameter	conditions/description	min	typ	max	units
reel storage	at relative humidity <60%			30	°C
reflow soldering ²	see reflow profile		260	270	°C

Note: 2. It is recommended to reflow solder within 72 hours from opening vacuum packaging at a temperature <30°C & relative humidity <60%.

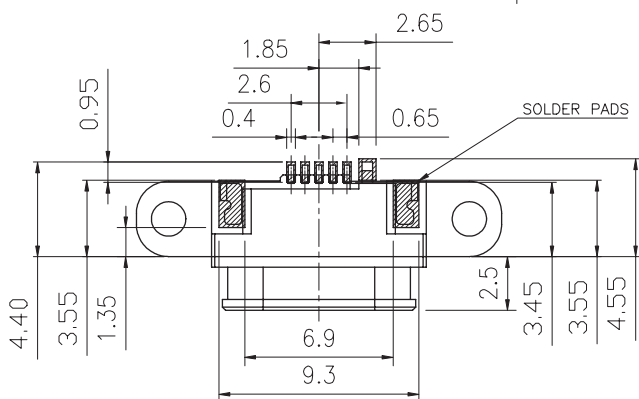
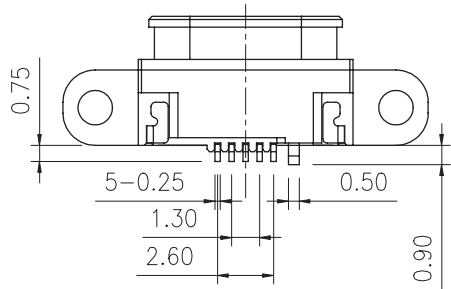
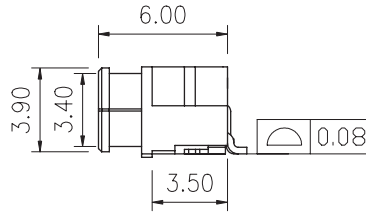
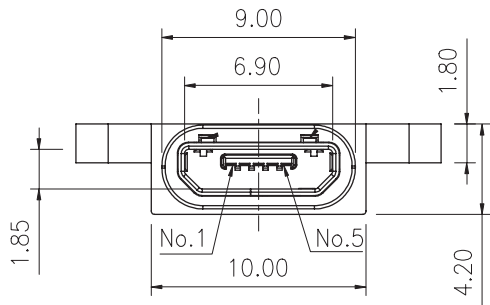
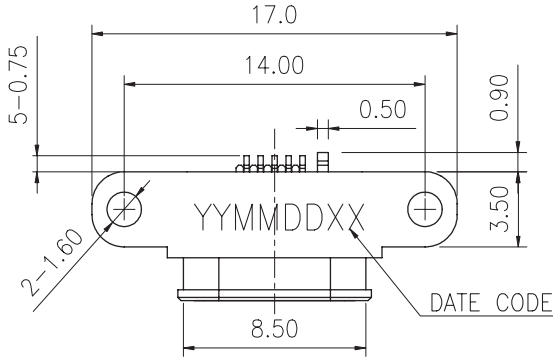


MECHANICAL DRAWING

units: mm
 tolerance:
 X.X ±0.20 mm
 X.XX ±0.1 mm
 X.XXX ±0.05 mm
 PCB: ±0.05 mm

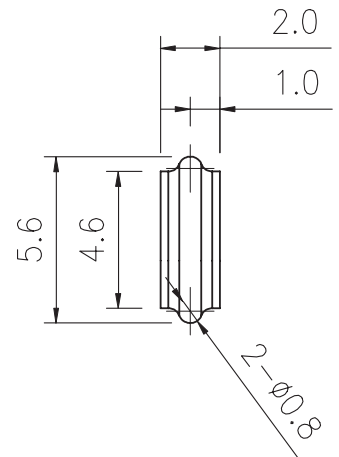
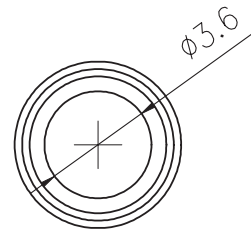


	MATERIAL	PLATING
hold down	stainless steel	matte tin
shell	stainless steel	matte tin
contact	PBS	contact: 10 μ" gold solder: gold flash
out side housing	PA-9T	black
housing	PA-9T	black
o-ring (OR-50)	silicone	black



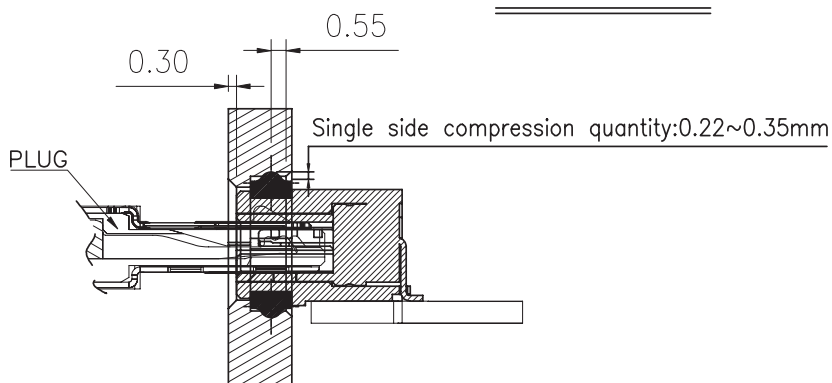
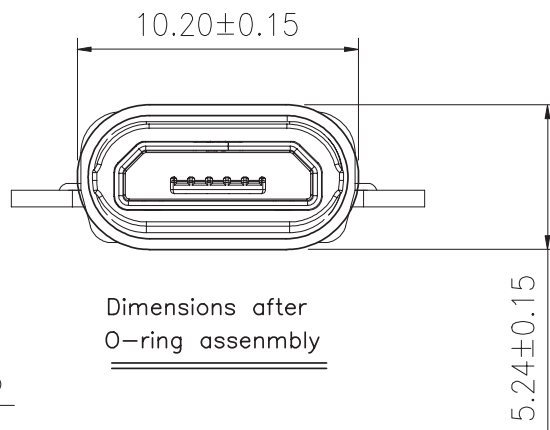
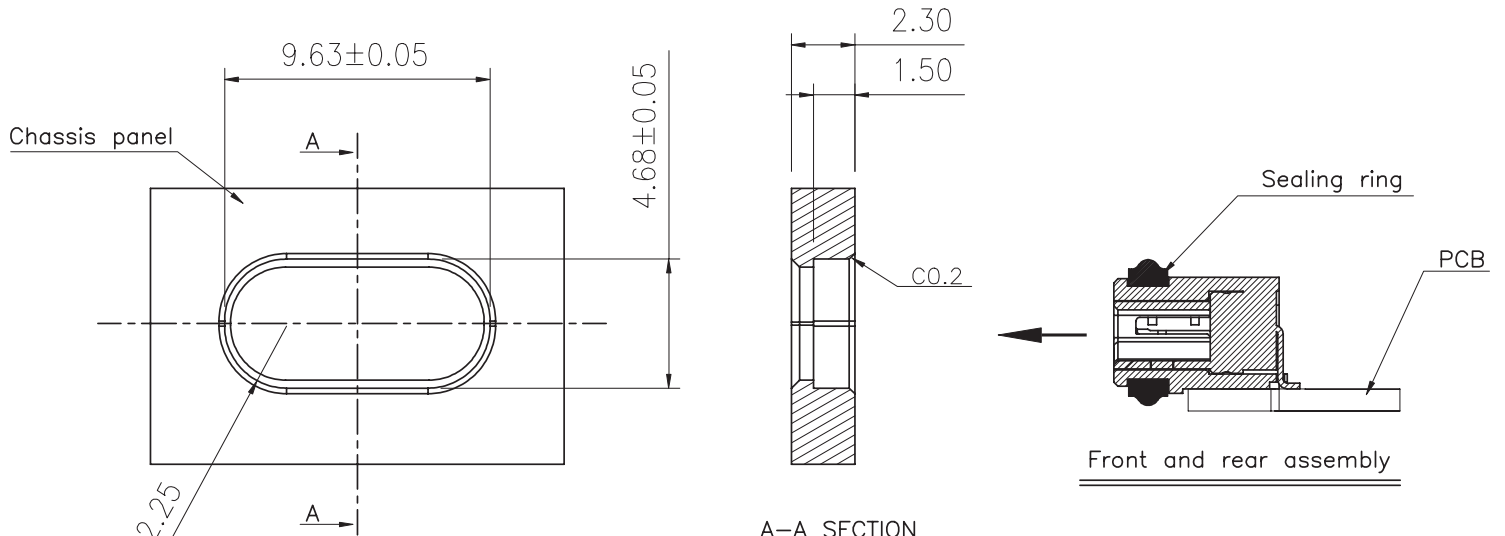
Recommended PCB Layout
Top View

O-ring (P/N: OR-50)



ASSEMBLY REFERENCE

Recommended seal



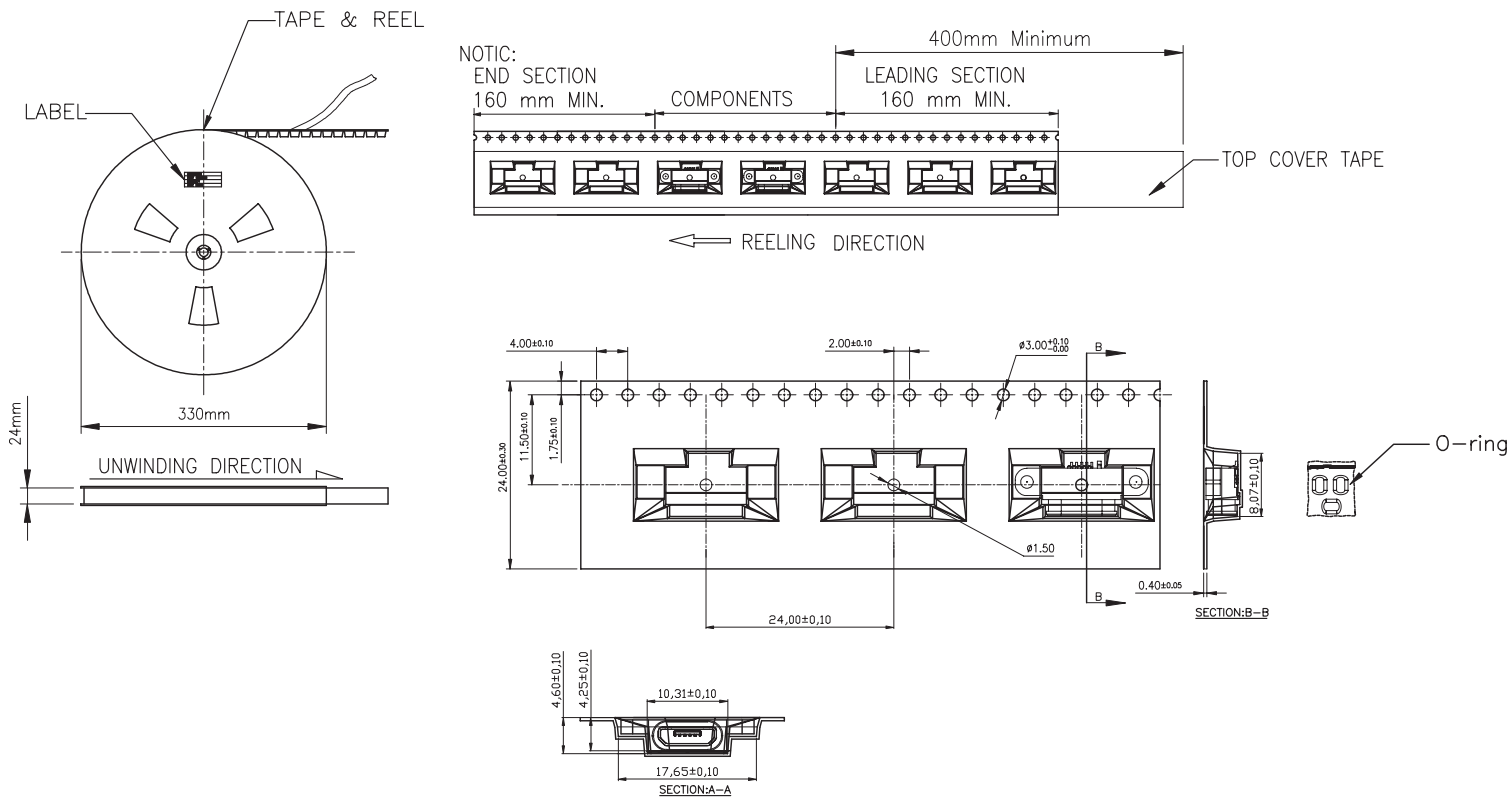
Schematic diagram of male and female head pointing

PACKAGING

units: mm

Reel Size: Ø330 mm

Reel QTY: 500 pcs per reel



REVISION HISTORY

rev.	description	date
1.0	initial release	12/05/2018
1.01	updated datasheet	06/24/2019
1.02	brand update	01/27/2020
1.03	added USB standard, added o-ring p/n	04/07/2022

The revision history provided is for informational purposes only and is believed to be accurate.

CUI DEVICES

CUI Devices offers a one (1) year limited warranty. Complete warranty information is listed on our website.

CUI Devices reserves the right to make changes to the product at any time without notice. Information provided by CUI Devices is believed to be accurate and reliable. However, no responsibility is assumed by CUI Devices for its use, nor for any infringements of patents or other rights of third parties which may result from its use.

CUI Devices products are not authorized or warranted for use as critical components in equipment that requires an extremely high level of reliability. A critical component is any component of a life support device or system whose failure to perform can be reasonably expected to cause the failure of the life support device or system, or to affect its safety or effectiveness.