

MODEL: UJ2-AH-4-TH | **DESCRIPTION:** USB RECEPTACLE**FEATURES**

- USB type A jack
- USB 2.0
- horizontal orientation
- through hole mounting

**SPECIFICATIONS**

| parameter | conditions/description | min | typ | max | units |
|---------------------------------|-----------------------------------|------|-------|-----|--------|
| USB standard | USB 2.0 | | | | |
| rated input voltage | | | | 30 | Vac |
| rated input current | | | | 1.0 | A |
| contact resistance ¹ | between terminals and mating plug | | | 30 | mΩ |
| insulation resistance | | 1000 | | | MΩ |
| voltage withstand | for 1 minute | | | 500 | Vac |
| insertion force | | | | 35 | N |
| withdrawal force | | 10 | | | N |
| operating temperature | | -20 | | 85 | °C |
| life | | | 1,500 | | cycles |
| flammability rating | UL94V-0 | | | | |
| RoHS | yes | | | | |

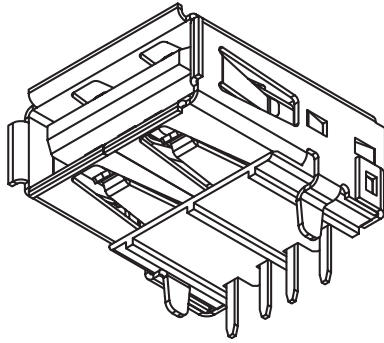
Note: 1. When measured at 20 mV / 100 mA.
2. All specifications measured at 15-35°C, humidity at 25-85%, under atmospheric pressure of 86-106 kPa, unless otherwise noted.

SOLDERABILITY

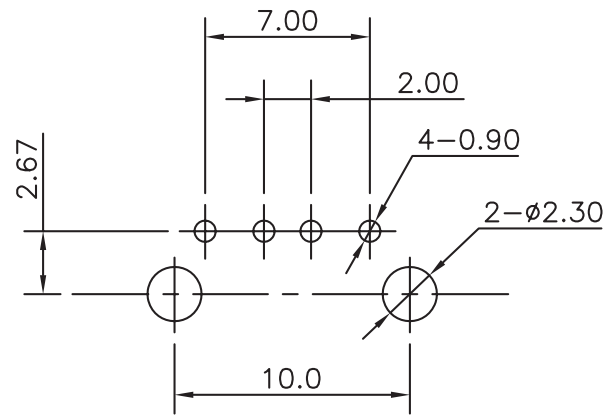
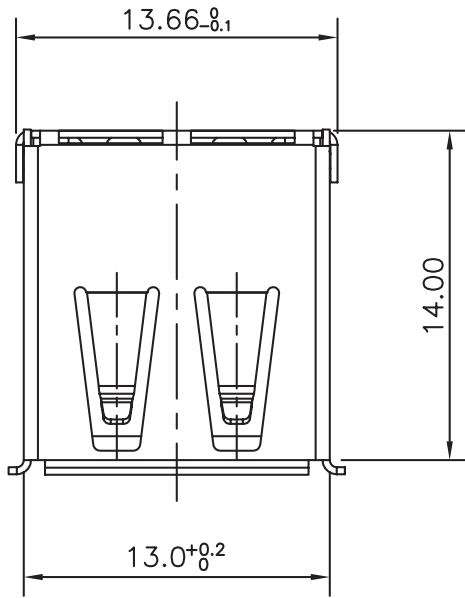
| parameter | conditions/description | min | typ | max | units |
|----------------|---|-----|-----|-----|-------|
| wave soldering | dipped in solder pot for 5 ±0.5 seconds | | 240 | | °C |

MECHANICAL DRAWING

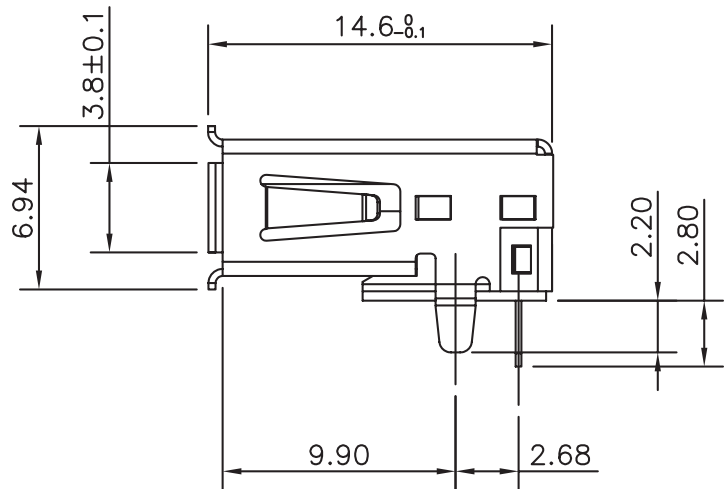
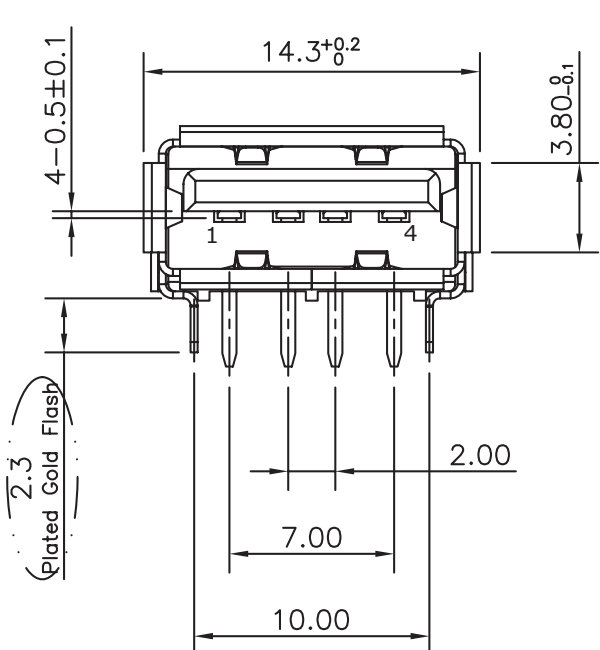
units: mm
 tolerance:
 X.X ±0.38 mm
 X.XX ±0.25 mm



| | MATERIAL | PLATING |
|-------------------|-----------------|--|
| contact terminals | phosphor bronze | contact: 30 μ" gold over nickel solder: tin over nickel |
| shield | steel | pins: gold flash over nickel |
| insulator | PBT (black) | |



Recommended PCB Layout
Top View



REVISION HISTORY

| rev. | description | date |
|------|------------------------------------|------------|
| 1.0 | initial release | 08/05/2016 |
| 1.01 | brand update | 02/05/2020 |
| 1.02 | added gold flashing to shield pins | 05/18/2021 |
| 1.03 | added USB standard | 04/07/2022 |
| 1.04 | logo, datasheet style update | 08/05/2022 |

The revision history provided is for informational purposes only and is believed to be accurate.



CUI Devices offers a one (1) year limited warranty. Complete warranty information is listed on our website.

CUI Devices reserves the right to make changes to the product at any time without notice. Information provided by CUI Devices is believed to be accurate and reliable. However, no responsibility is assumed by CUI Devices for its use, nor for any infringements of patents or other rights of third parties which may result from its use.

CUI Devices products are not authorized or warranted for use as critical components in equipment that requires an extremely high level of reliability. A critical component is any component of a life support device or system whose failure to perform can be reasonably expected to cause the failure of the life support device or system, or to affect its safety or effectiveness.

cuiddevices.com