


**SERIES:** TBL004V-508 | **DESCRIPTION:** TERMINAL BLOCK

**FEATURES**

- 2~24 poles
- vertical with board
- interlocking (side)
- push button clamp
- 5.08 mm pitch
- UL safety approval
- IEC 60947-7-4 compliant



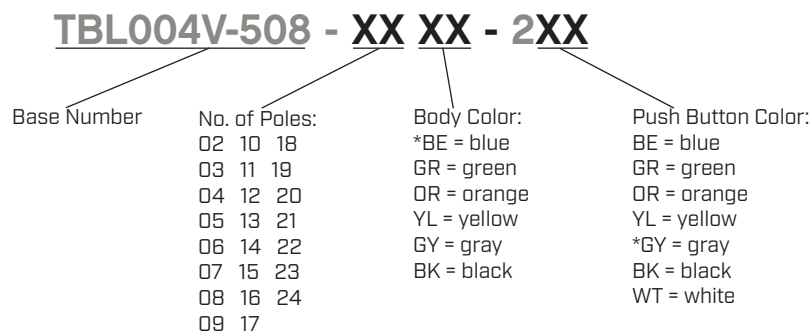
**SPECIFICATIONS**

| parameter                   | conditions/description                     | min | typ  | max  | units |
|-----------------------------|--|-----|------|------|-------|
| rated voltage (per contact) | UL   |     |      | 300  | V     |
|                             | IEC  |     |      | 320  | V     |
| rated current (per contact) | UL   |     |      | 10   | A     |
|                             | IEC  |     |      | 15   | A     |
| withstanding voltage        | for 1 minute                               |     | 1600 |      | Vac   |
| surge voltage               |  |     |      | 4000 | V     |
| contact resistance          |  |     |      | 20   | mΩ    |
| insulation resistance       | at 500 Vdc                                 | 500 |      |      | MΩ    |
| operating temperature       |  | -40 |      | 105  | °C    |
| safety approvals            | UL 1059 certified, IEC 60947-7-4 compliant |     |      |      |       |
| flammability rating         | UL94V-0                                    |     |      |      |       |
| RoHS                        | yes  |     |      |      |       |

**SOLDERABILITY**

| parameter      | conditions/description | min | typ | max | units |
|----------------|------------------------|-----|-----|-----|-------|
| wave soldering | for maximum 5 seconds  |     | 250 |     | °C    |

**PART NUMBER KEY**

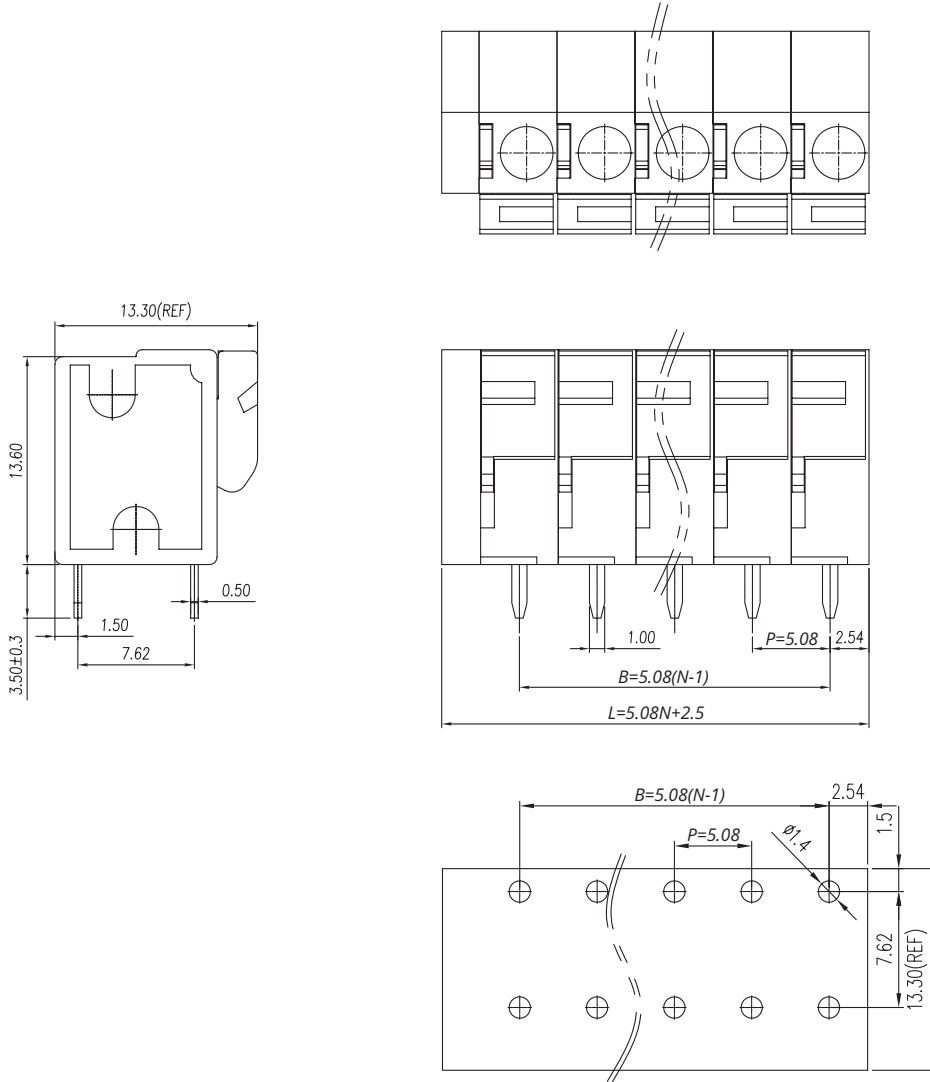


\*Standard housing color is blue with gray push button. All other colors are subject to higher MOQ. Please inquire with CUI Devices sales for details.

## MECHANICAL DRAWING

units: mm  
 tolerance:  
 $X \leq 6.00$ :  $\pm 0.20$  mm  
 $6.00 < X \leq 10.00$ :  $\pm 0.30$  mm  
 $10.00 < X \leq 30.00$ :  $\pm 0.50$  mm  
 $30.00 < X \leq 60.00$ :  $\pm 0.70$  mm  
 $60.00 < X \leq 100.00$ :  $\pm 1.00$  mm  
 $100.00 < X \leq 160.00$ :  $\pm 1.30$  mm  
 $X > 160.00$ :  $\pm 1.60$  mm  
 unless otherwise noted

| DESCRIPTION | MATERIAL       | PLATING/COLOR |
|-------------|----------------|---------------|
| housing     | PA66 (UL94V-0) |               |
| contacts    | copper alloy   | tin           |



| WIRE ASSEMBLY |           |                         |
|---------------|-----------|-------------------------|
|               | UL        | IEC                     |
| Wire Range    | 24~14 AWG | 0.2~1.5 mm <sup>2</sup> |
| Strip Length  | 10 mm     |                         |

### P.C.B. LAYOUT

| This series is constructed of 1 pole modules where L is the total length, P is the pitch, and N is the number of poles. |       |       |       |       |       |       |        |        |        |        |        |       |
|---|-------|-------|-------|-------|-------|-------|--------|--------|--------|--------|--------|-------|
| N   | 02    | 03    | 04    | 05    | 06    | 07    | 08     | 09     | 10     | 11     | 12     | 13    |
| L   | 12.66 | 17.74 | 22.82 | 27.90 | 32.98 | 38.06 | 43.14  | 48.22  | 53.30  | 58.38  | 63.46  | 68.54 |
| B   | 5.08  | 10.16 | 15.24 | 20.32 | 25.40 | 30.48 | 35.56  | 40.64  | 45.72  | 50.80  | 55.88  | 60.96 |
| N   | 14    | 15    | 16    | 17    | 18    | 19    | 20     | 21     | 22     | 23     | 24     | --    |
| L   | 73.62 | 78.70 | 83.78 | 88.86 | 93.94 | 99.02 | 104.10 | 109.18 | 114.26 | 119.34 | 124.42 | --    |
| B   | 66.04 | 71.12 | 76.20 | 81.28 | 86.36 | 91.44 | 96.52  | 101.60 | 106.68 | 111.76 | 116.84 | --    |

## REVISION HISTORY

| rev. | description                  | date       |
|------|------------------------------|------------|
| 1.0  | initial release              | 08/13/2019 |
| 1.01 | brand update                 | 02/06/2020 |
| 1.02 | updated datasheet            | 04/20/2020 |
| 1.03 | logo, datasheet style update | 08/12/2022 |

The revision history provided is for informational purposes only and is believed to be accurate.



CUI Devices offers a one (1) year limited warranty. Complete warranty information is listed on our website.

CUI Devices reserves the right to make changes to the product at any time without notice. Information provided by CUI Devices is believed to be accurate and reliable. However, no responsibility is assumed by CUI Devices for its use, nor for any infringements of patents or other rights of third parties which may result from its use.

CUI Devices products are not authorized or warranted for use as critical components in equipment that requires an extremely high level of reliability. A critical component is any component of a life support device or system whose failure to perform can be reasonably expected to cause the failure of the life support device or system, or to affect its safety or effectiveness.

[cuidevices.com](http://cuidevices.com)