

SERIES: TBL002A-350 | DESCRIPTION: TERMINAL BLOCK

FEATURES

- 1~24 poles
- 45° angle with board
- interlocking (side)
- push button clamp
- 3.50 mm pitch
- UL and CE safety approvals



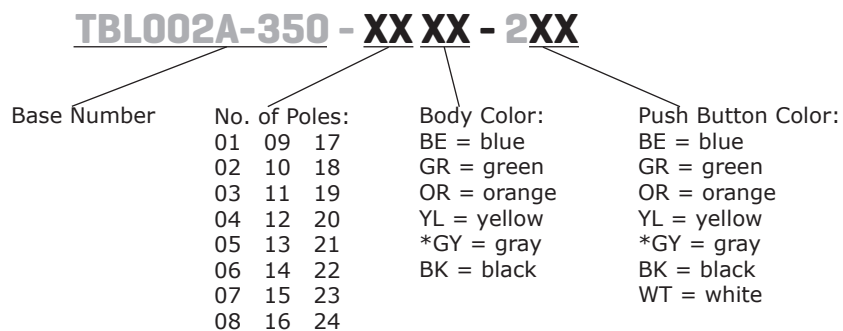
SPECIFICATIONS

parameter	conditions/description	min	typ	max	units
rated voltage (per contact)	UL			300	V
	IEC			400	V
rated current (per contact)	UL			2	A
	IEC			5	A
withstanding voltage			2000		Vac
surge voltage				4000	V
contact resistance				20	mΩ
insulation resistance	at 500 Vdc	500			MΩ
operating temperature		-40		105	°C
safety approvals	UL 1059, EN 60998-1:2004, EN 60998-2-1:2004				
flammability rating	UL94V-0				
RoHS	yes				

SOLDERABILITY

parameter	conditions/description	min	typ	max	units
hand soldering	for maximum 10 seconds	345	350	355	°C
wave soldering	for maximum 5 seconds	255	260	265	°C

PART NUMBER KEY

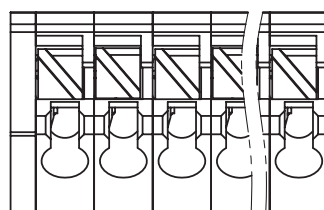
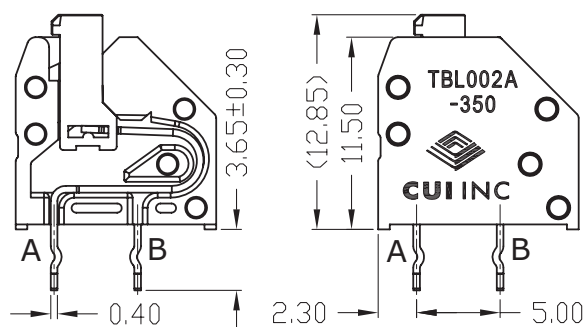


*Standard housing color is gray with gray push button. All other colors are subject to higher MOQ. Please inquire with CUI Devices sales for details.

MECHANICAL DRAWING

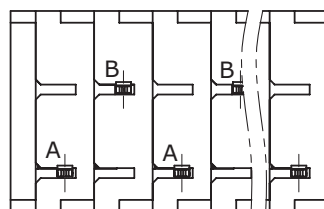
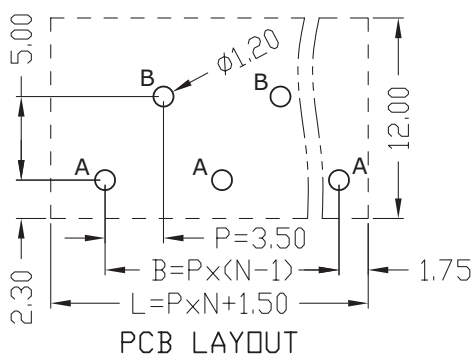
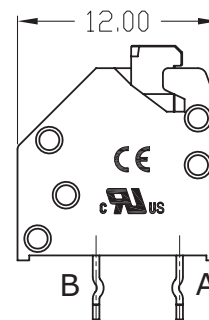
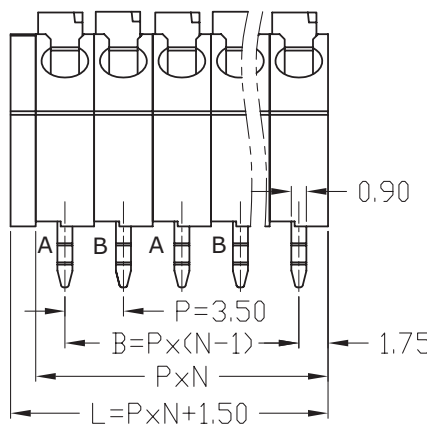
units: mm
 tolerance (per module):
 $X \leq 6.00$: ± 0.25 mm
 $6.00 < X \leq 30.00$: ± 0.40 mm
 unless otherwise noted

DESCRIPTION	MATERIAL	PLATING/COLOR
housing	PA66 (UL94V-0)	
contacts	phosphor bronze	tin



A pin
 when N is even, the number is N/2;
 when N is odd, the number is (N+1)/2.

B pin
 when N is even, the number is N/2;
 when N is odd, the number is (N-1)/2.



WIRE ASSEMBLY		
	UL	IEC
Wire Range	24~20 AWG	0.2~0.75 mm ²
Strip Length	8~9 mm	

This series is constructed of 1 pole modules where L is the total length, P is the pitch, and N is the number of poles.

N	01	02	03	04	05	06	07	08	09	10	11	12
L	5.00	8.50	12.00	15.50	19.00	22.50	26.00	29.50	33.00	36.50	40.00	43.50
B	--	3.50	7.00	10.50	14.00	17.50	21.00	24.50	28.00	31.50	35.00	38.50
N	13	14	15	16	17	18	19	20	21	22	23	24
L	47.00	50.50	54.00	57.50	61.00	64.50	68.00	71.50	75.00	78.50	82.00	85.50
B	42.00	45.50	49.00	52.50	56.00	59.50	63.00	66.50	70.00	73.50	77.00	80.50

REVISION HISTORY

rev.	description	date
1.0	initial release	04/17/2019
1.01	brand update	02/06/2020
1.02	updated datasheet	04/20/2020

The revision history provided is for informational purposes only and is believed to be accurate.

CUI DEVICES

CUI Devices offers a one (1) year limited warranty. Complete warranty information is listed on our website.

CUI Devices reserves the right to make changes to the product at any time without notice. Information provided by CUI Devices is believed to be accurate and reliable. However, no responsibility is assumed by CUI Devices for its use, nor for any infringements of patents or other rights of third parties which may result from its use.

CUI Devices products are not authorized or warranted for use as critical components in equipment that requires an extremely high level of reliability. A critical component is any component of a life support device or system whose failure to perform can be reasonably expected to cause the failure of the life support device or system, or to affect its safety or effectiveness.