




MODEL: UJ31-CH-3-MSMT-TR-67 | **DESCRIPTION:** USB RECEPTACLE

FEATURES

- IP67 waterproof
- mid surface mount
- USB 3.2 Gen 2
- 10 Gbit/s data transfer speed
- reflow solder compatible



SPECIFICATIONS

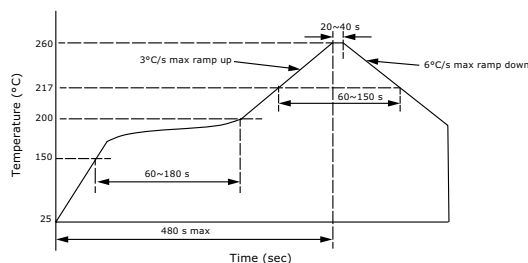
parameter	conditions/description	min	typ	max	units
USB standard	USB 3.2 Gen 2				
rated input voltage				20	Vdc
rated input current	as per EIA-364-70, Method B				
	power pins collectively [A4, A9, B4, B9]			5.0	A
	GND pins collectively [A1, A12, B1, B12]			6.25	A
	VCONN pins individually [A5, B5]			1.25	A
	all other signal pins individually			0.25	A
contact resistance ¹	between terminals and mating plug			40	mΩ
insulation resistance	at 250 Vdc for 1 minute between adjacent contacts	100			MΩ
voltage withstand	at 60 Hz for 1 minute between adjacent contacts	100			Vac
insertion force	at a rate of 12.5 mm/min	5		20	N
withdrawal force	at a rate of 12.5 mm/min	8		20	N
life	at a rate of 200 max cycles per hour		10,000		cycles
operating temperature		-40		80	°C
storage temperature		-40		85	°C
flammability rating	UL94V-0				
RoHS	yes				
IP level	IP67				

Note: 1. When measured at 20 mV max / 100 mA.

SOLDERABILITY

parameter	conditions/description	min	typ	max	units
reel storage	at relative humidity <60%			30	°C
reflow soldering ²	see reflow profile	255	260	265	°C

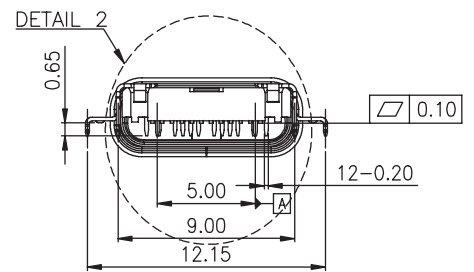
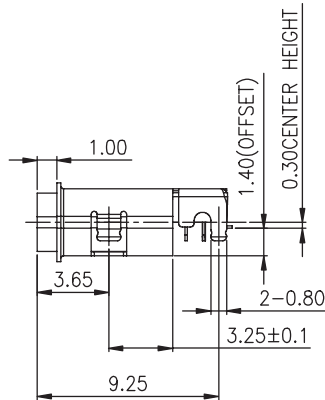
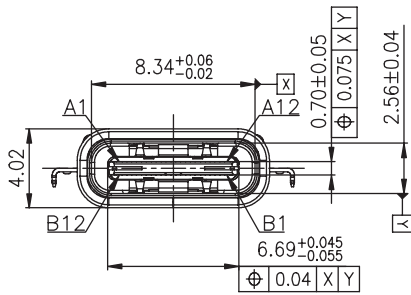
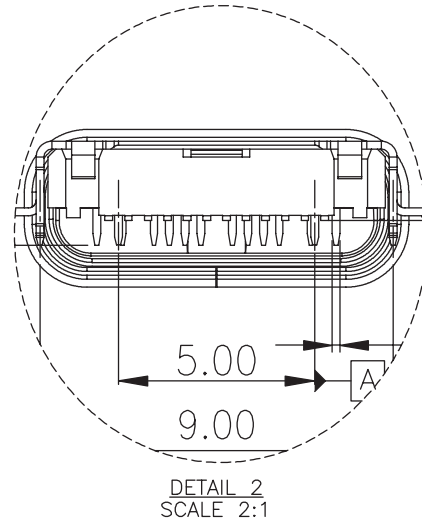
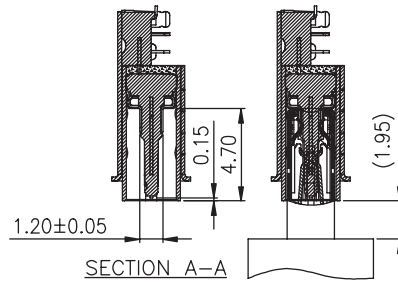
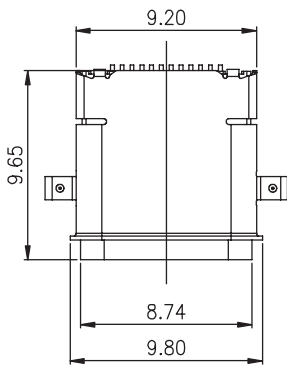
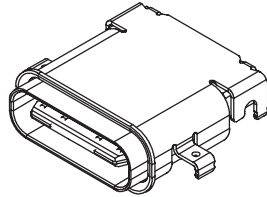
Note: 2. It is recommended to reflow solder within 72 hours from opening vacuum packaging at a temperature <30°C & relative humidity <60%.



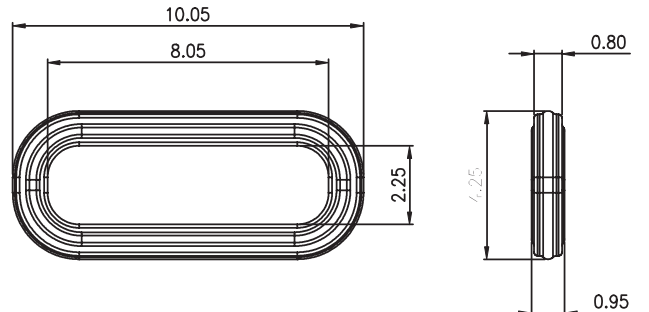
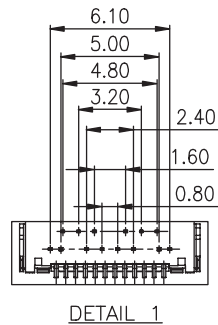
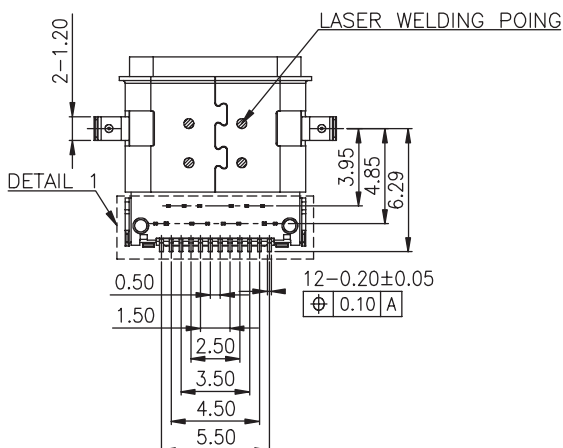
MECHANICAL DRAWING

units: mm
 tolerance:
 X. ± 0.30 mm
 X.X ± 0.20 mm
 X.XX ± 0.10 mm

	MATERIAL	PLATING
contact terminals	CU-Ni-Si alloy	15 μ " gold over nickel
mid plate	stainless steel	
GND plate	stainless steel	nickel
shell	stainless steel	nickel
insulator	PA46	black
o-ring (OR-80)	silicone	



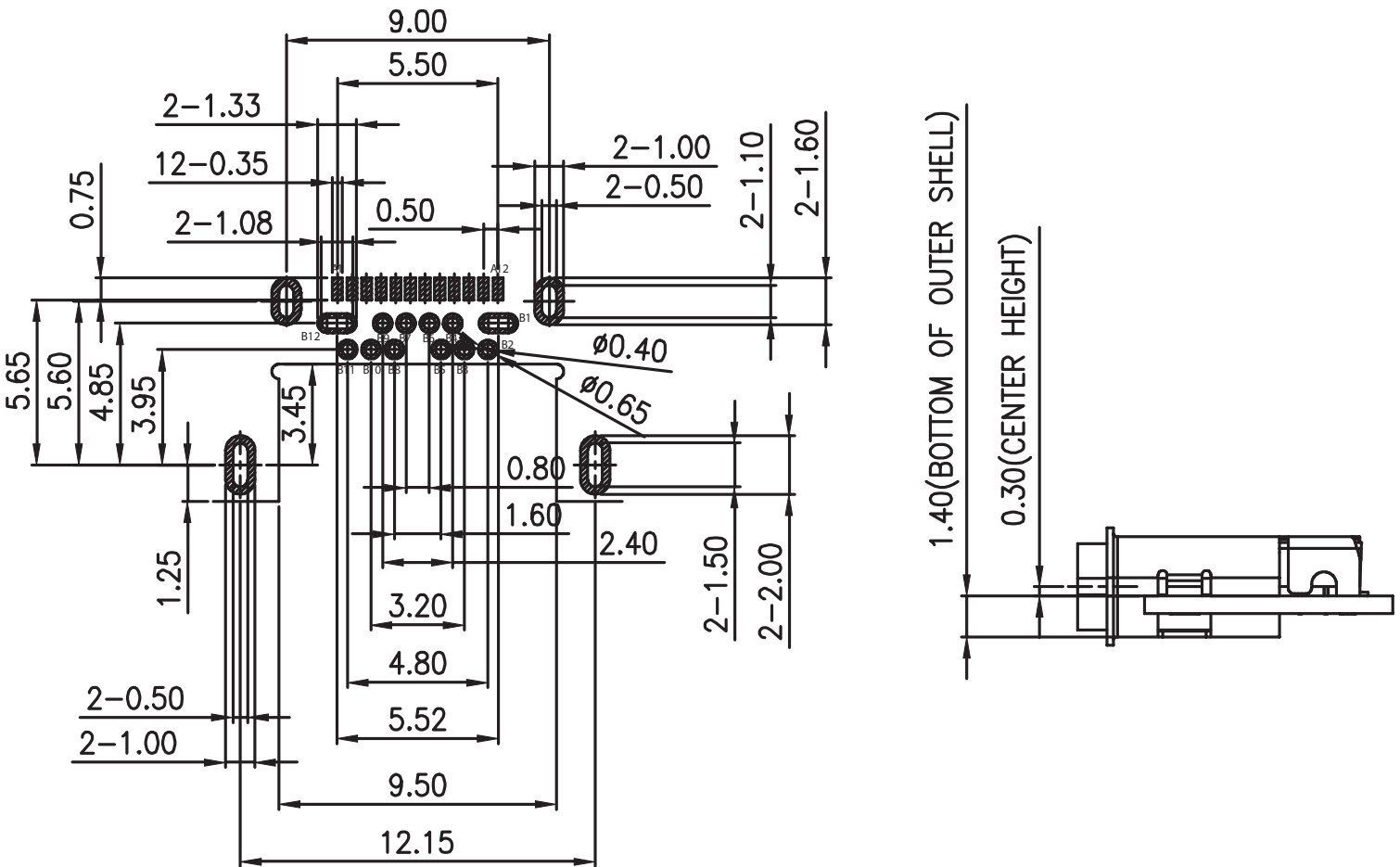
O-ring (P/N: OR-80)



MECHANICAL DRAWING (CONTINUED)

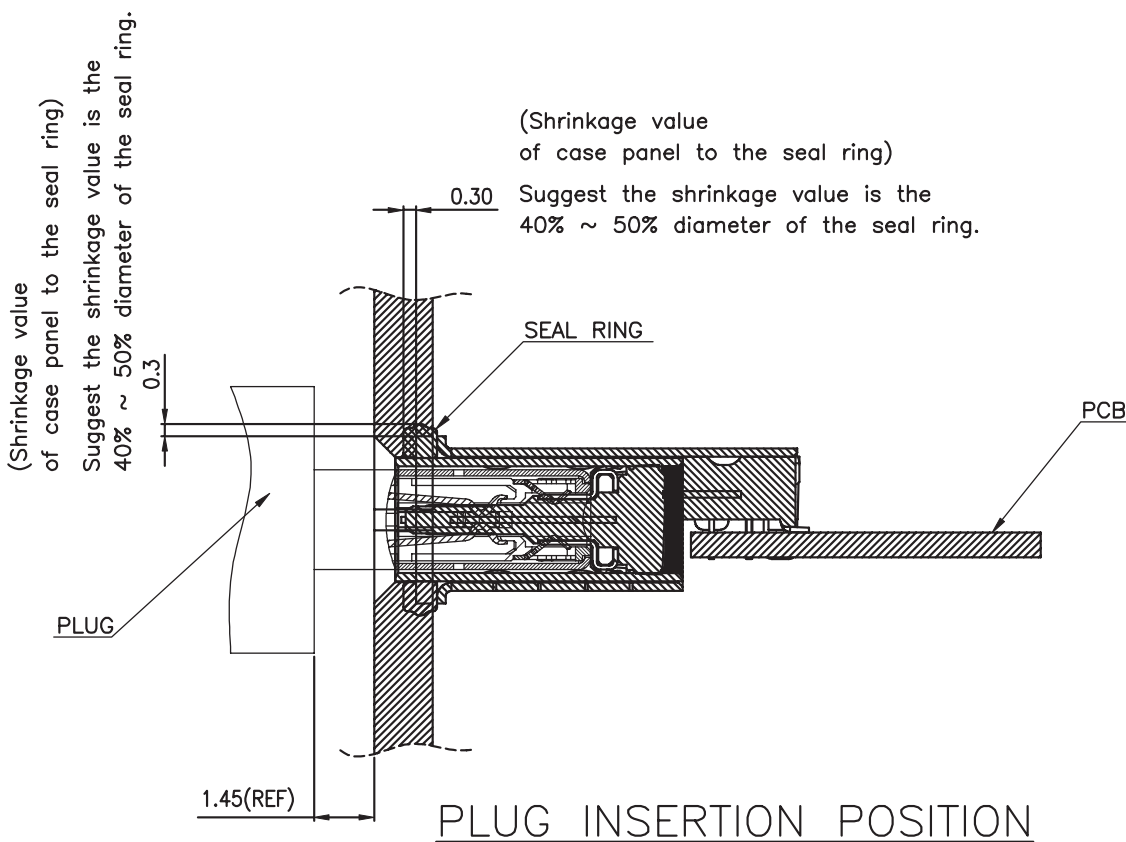
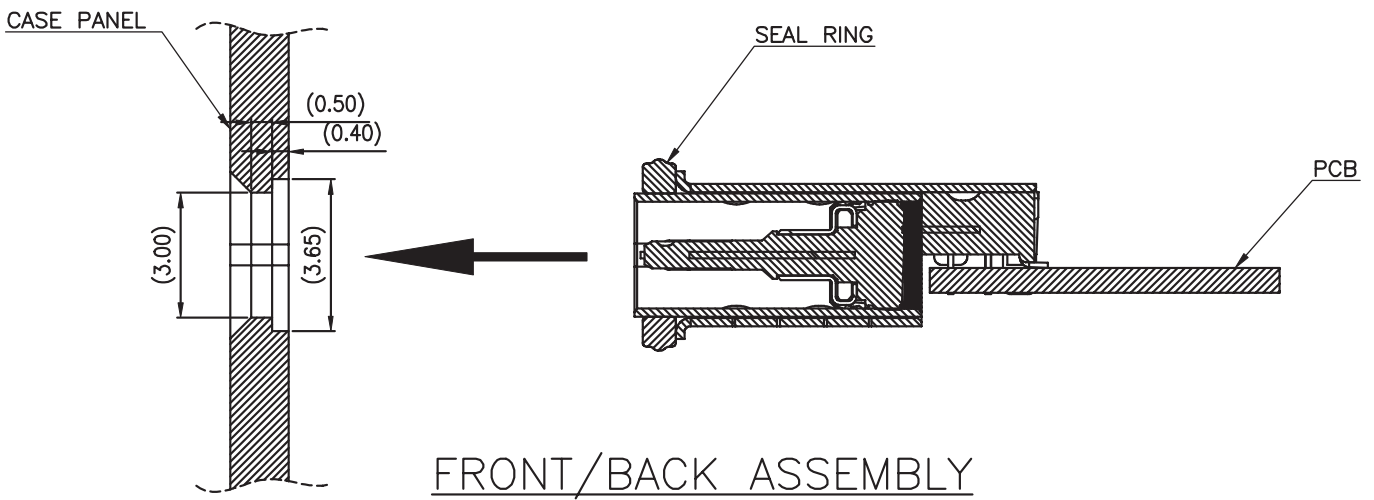
units: mm
 PCB tolerance: ±0.05 mm
 PCB thickness: 0.60 mm

PIN CONNECTIONS					
PIN	SIGNAL NAME	MATING SEQUENCE	PIN	SIGNAL NAME	MATING SEQUENCE
A1	GND	FIRST	B12	GND	FIRST
A2	SSTXp1	SECOND	B11	SSRXp1	SECOND
A3	SSTXn1	SECOND	B10	SSRXn1	SECOND
A4	V _{BUS}	FIRST	B9	V _{BUS}	FIRST
A5	CC1	SECOND	B8	SBU2	SECOND
A6	Dp1	SECOND	B7	Dn2	SECOND
A7	Dn1	SECOND	B6	Dp2	SECOND
A8	SBU1	SECOND	B5	CC2	SECOND
A9	V _{BUS}	FIRST	B4	V _{BUS}	FIRST
A10	SSRXn2	SECOND	B3	SSTXn2	SECOND
A11	SSRXp2	SECOND	B2	SSTXp2	SECOND
A12	GND	FIRST	B1	GND	FIRST
SHELL	GND		SHELL	GND	



Recommended PCB Layout
 Top View

ASSEMBLY REFERENCE

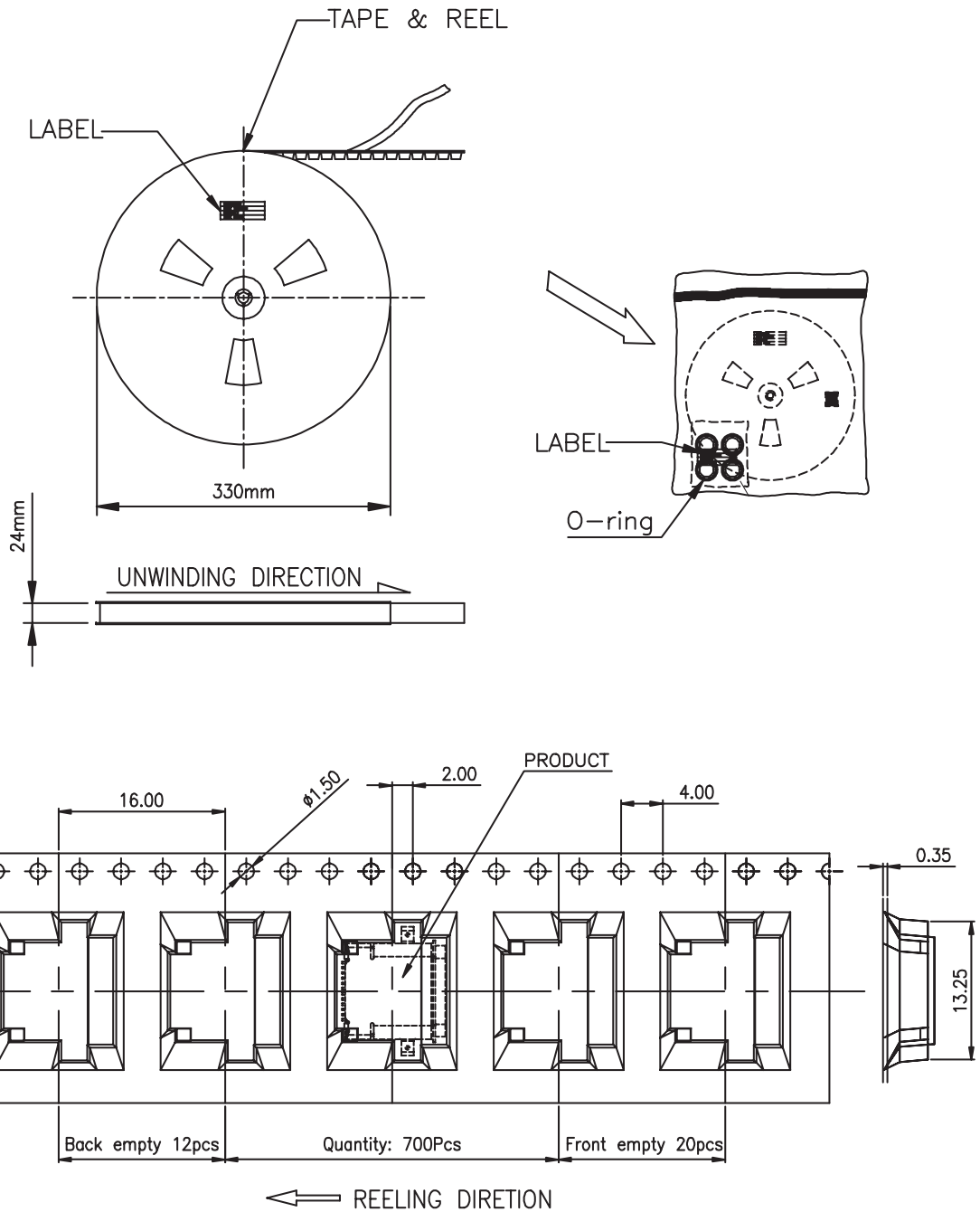


PACKAGING

units: mm

Reel Size: \varnothing 330 mm

Reel QTY: 700 pcs per reel



REVISION HISTORY

rev.	description	date
1.0	initial release	08/07/2018
1.01	updated assembly reference details	05/17/2019
1.02	changed plastic to PA46, modified plastic structure to cover exposed metal at internal contact area	06/12/2019
1.03	moved o-rings to be included in vacuum packaging	07/11/2019
1.04	brand update	01/28/2020
1.05	updated USB standard, added o-ring p/n	04/05/2022
1.06	logo, datasheet style update	08/05/2022

The revision history provided is for informational purposes only and is believed to be accurate.



CUI Devices offers a one (1) year limited warranty. Complete warranty information is listed on our website.

CUI Devices reserves the right to make changes to the product at any time without notice. Information provided by CUI Devices is believed to be accurate and reliable. However, no responsibility is assumed by CUI Devices for its use, nor for any infringements of patents or other rights of third parties which may result from its use.

CUI Devices products are not authorized or warranted for use as critical components in equipment that requires an extremely high level of reliability. A critical component is any component of a life support device or system whose failure to perform can be reasonably expected to cause the failure of the life support device or system, or to affect its safety or effectiveness.

cuidevices.com