


**MODEL:** SJ-3506-SMT-TR | **DESCRIPTION:** MID MOUNT AUDIO JACK**FEATURES**

- mid mount for low profile applications
- shielded
- two switch configuration, one normally open, one isolated and normally closed

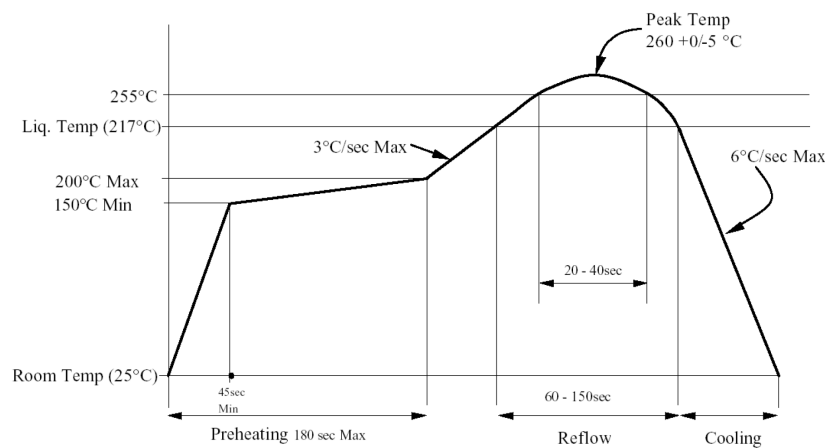
**SPECIFICATIONS**

parameter	conditions/description	min	typ	max	units
rated input voltage			12		Vdc
rated input current				1	A
contact resistance	between terminal and mating plug between terminal in a closed circuit			100 50	mΩ mΩ
insulation resistance	at 500 Vdc	100			MΩ
voltage withstand	for 1 minute			500	Vac
insertion/withdrawal force		0.3		3	kg
operating temperature		-25		85	°C
life	for 1 minute		5,000		cycles
flammability rating	UL94V-0				
RoHS	yes				

**SOLDERABILITY**

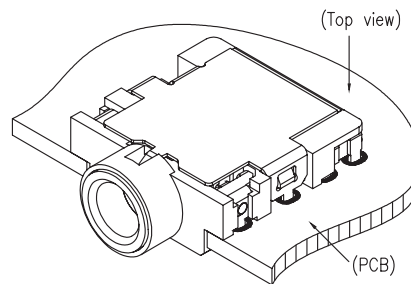
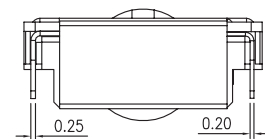
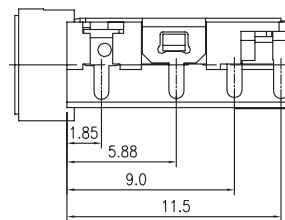
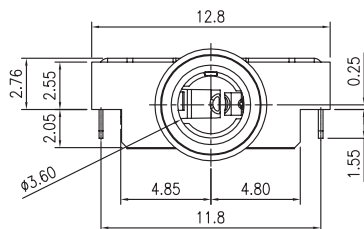
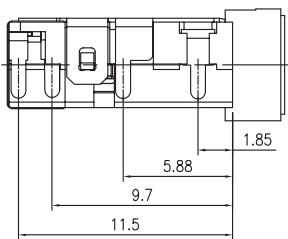
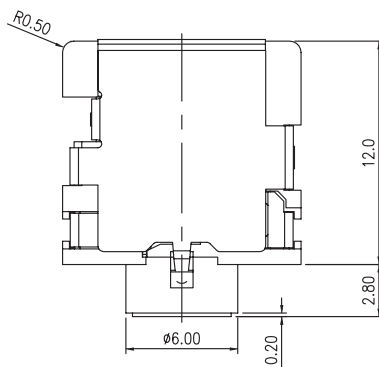
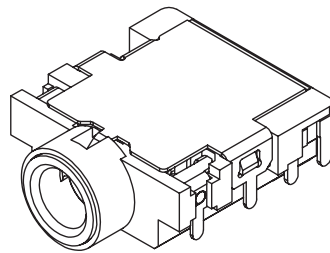
parameter	conditions/description	min	typ	max	units
reel storage	5~25°C, 20~75% humidity				
reflow soldering	see reflow profile	255	260		°C

Note: 1. CUI Devices recommends usage of the product within 24 hours after T&R is opened. After 24 hours, CUI Devices recommends drying the parts prior to use.

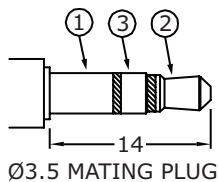


## MECHANICAL DRAWING

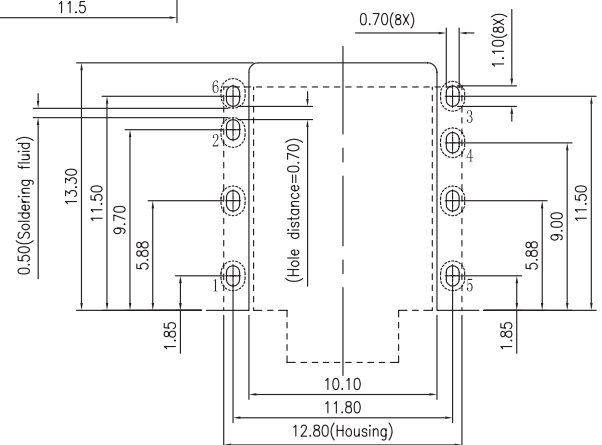
units: mm  
 tolerance:  
 X.X ±0.3 mm  
 X.XX ±0.25 mm  
 X.XXX ±0.20 mm  
 PCB: ±0.05 mm  
 unless otherwise specified



DESCRIPTION	MATERIAL	PLATING/COLOR
terminal 1	phosphor bronze t=0.20	silver over nickel
terminal 2	beryllium bronze t=0.20	silver over nickel
terminal 3	beryllium bronze t=0.20	silver over nickel
terminal 4	phosphor bronze t=0.25	silver over nickel
terminal 5	phosphor bronze t=0.20	silver over nickel
terminal 6	brass t=0.20	silver over nickel
shield	phosphor bronze t=0.20	nickel
bushing	copper alloy	nickel
housing	PA10T (UL94V-0)	black
mylar	teflon t=0.05	



Model No.	SJ-3506-SMT-TR
Schematic	
PIN	
1	sleeve
2	tip
3	ring
4	isolated ring
5	isolated ring switch (N-D)
6	tip switch



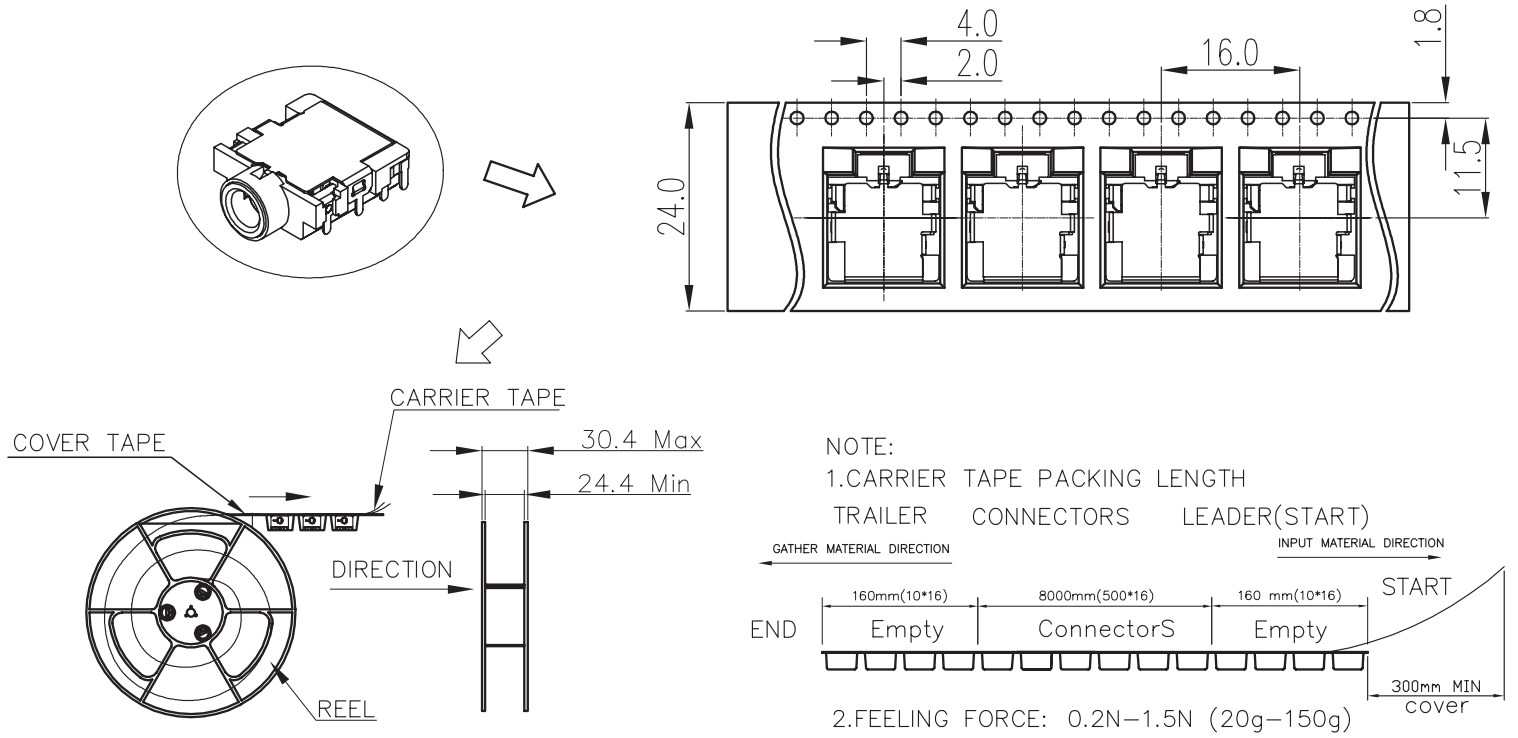
Recommended PCB Layout  
Top View

## PACKAGING

units: mm

Reel Size:  $\varnothing$ 330 mm

Reel QTY: 500 pcs per reel



## REVISION HISTORY

rev.	description	date
1.0	initial release	06/28/2011
1.01	added TR package option, updated schematic	11/28/2012
1.02	added storage and drying conditions, and tape and reel packaging details	02/23/2018
1.03	brand update	10/08/2019
1.04	product reengineered for improved manufacturability and production yield, see PCN for details	04/03/2023

The revision history provided is for informational purposes only and is believed to be accurate.



CUI Devices offers a one (1) year limited warranty. Complete warranty information is listed on our website.

CUI Devices reserves the right to make changes to the product at any time without notice. Information provided by CUI Devices is believed to be accurate and reliable. However, no responsibility is assumed by CUI Devices for its use, nor for any infringements of patents or other rights of third parties which may result from its use.

CUI Devices products are not authorized or warranted for use as critical components in equipment that requires an extremely high level of reliability. A critical component is any component of a life support device or system whose failure to perform can be reasonably expected to cause the failure of the life support device or system, or to affect its safety or effectiveness.

[cuidevices.com](http://cuidevices.com)