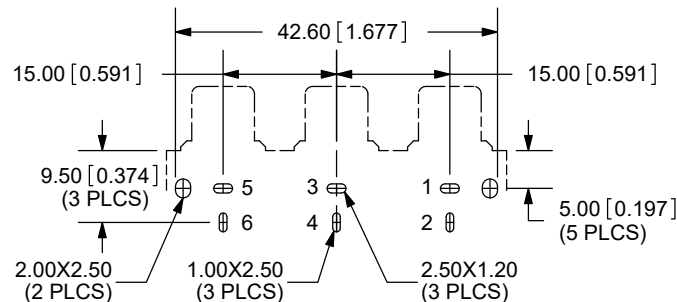
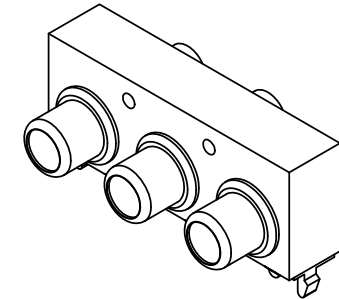
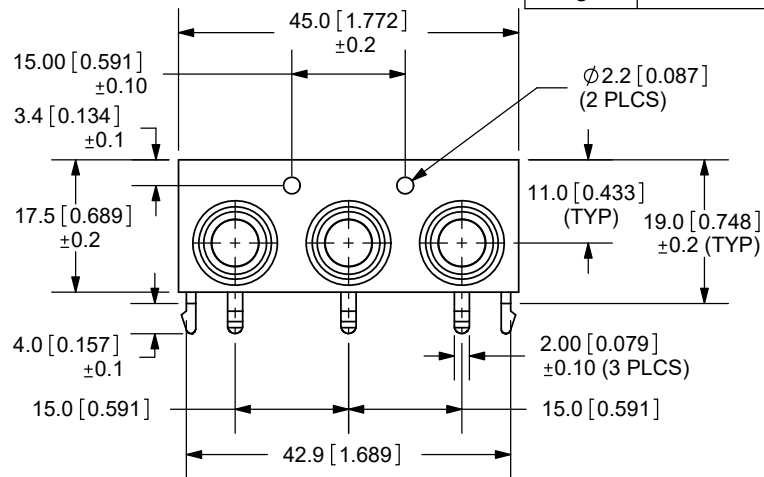
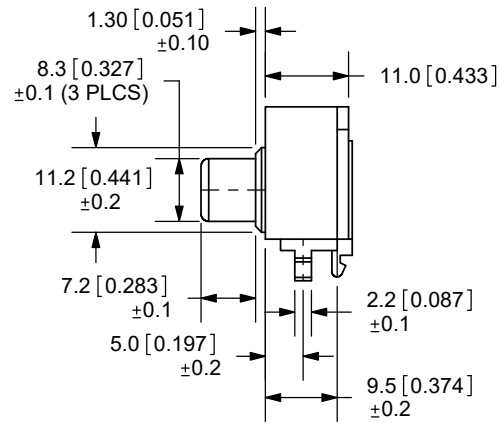


REV.	DESCRIPTION	DATE
A	NEW DRAWING	10/19/2007
B	PCB layout updated	11/9/2010
C	logo, brand update	10/28/2022



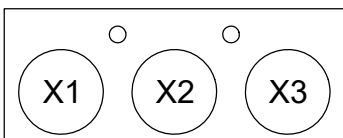
PCB LAYOUT  
TOP VIEW

TOLERANCE:  
±0.3mm UNLESS  
OTHERWISE SPECIFIED

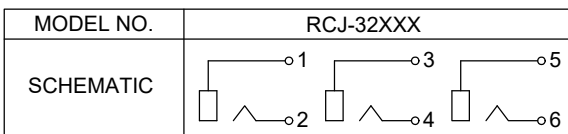


COLOR CHART	
1	Black
2	Red
3	White
4	Yellow
5	Blue
6	Green
7	Orange

**SPECIFICATIONS:**  
 CONTACT RESISTANCE: 30m OHMS MAX  
 INSULATION RESISTANCE: 50M OHMS MIN: 100V DC  
 VOLTAGE WITHSTAND: 500V AC R.M.S. FOR 1 MINUTE  
 LIFE: 5,000 CYCLES  
 OPERATING TEMPERATURE: -20°C ~ 85°C (85% RH MAX)  
 STORAGE TEMPERATURE: -25°C ~ 85°C (85% RH MAX)



COLOR INDEX			
PART NO.	INPUT X1	INPUT X2	INPUT X3
RCJ-32234	Red Color	White Color	Yellow Color
RCJ-32X1 X2 X3	Color X1	Color X2	Color X3



	MATERIAL	PLATING
TERMINAL	Brass	Nickel
PIN	Brass	Tin
BASE	PA66	Black Color
INPUT X1	PA66	see color index
INPUT X2	PA66	see color index
INPUT X3	PA66	see color index

6405 SW Rosewood St, Suite C  
 Lake Oswego, OR 97035  
 Phone: 877-323-3576  
 Website: www.cuidevices.com

TITLE: RCA Jack, 3-Port, Rt Angle, PCB Mount, Horiz. REV: C

PART NO. RCJ-32XXX UNITS: MM [INCHES]

DRAWN BY: RDS APPROVED BY: SCALE: 1:1

PC FILE NAME:  
RCJ-32XXX

COPYRIGHT 2022 BY CUI DEVICES