


**MODEL:** PJ-012B | **DESCRIPTION:** DC POWER JACK**FEATURES**

- 2.5 mm center pin
- 5.0 A rating
- right-angle orientation
- through hole

**SPECIFICATIONS**

parameter	conditions/description	min	typ	max	units
rated input voltage			24		Vdc
rated input current				5.0	A
contact resistance <sup>1</sup>				30	mΩ
insulation resistance	at 500 Vdc	100			MΩ
voltage withstand	for 1 minute			500	Vac
insertion/withdrawal force		0.3		3	kg
operating temperature		-25		70	°C
life			5,000		cycles
flammability rating	UL94V-0				
RoHS	yes				

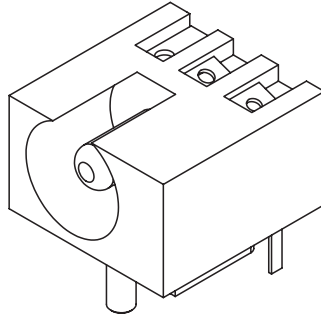
Note: 1. When measured at a current of less than 100 mA/1 kHz

**SOLDERABILITY**

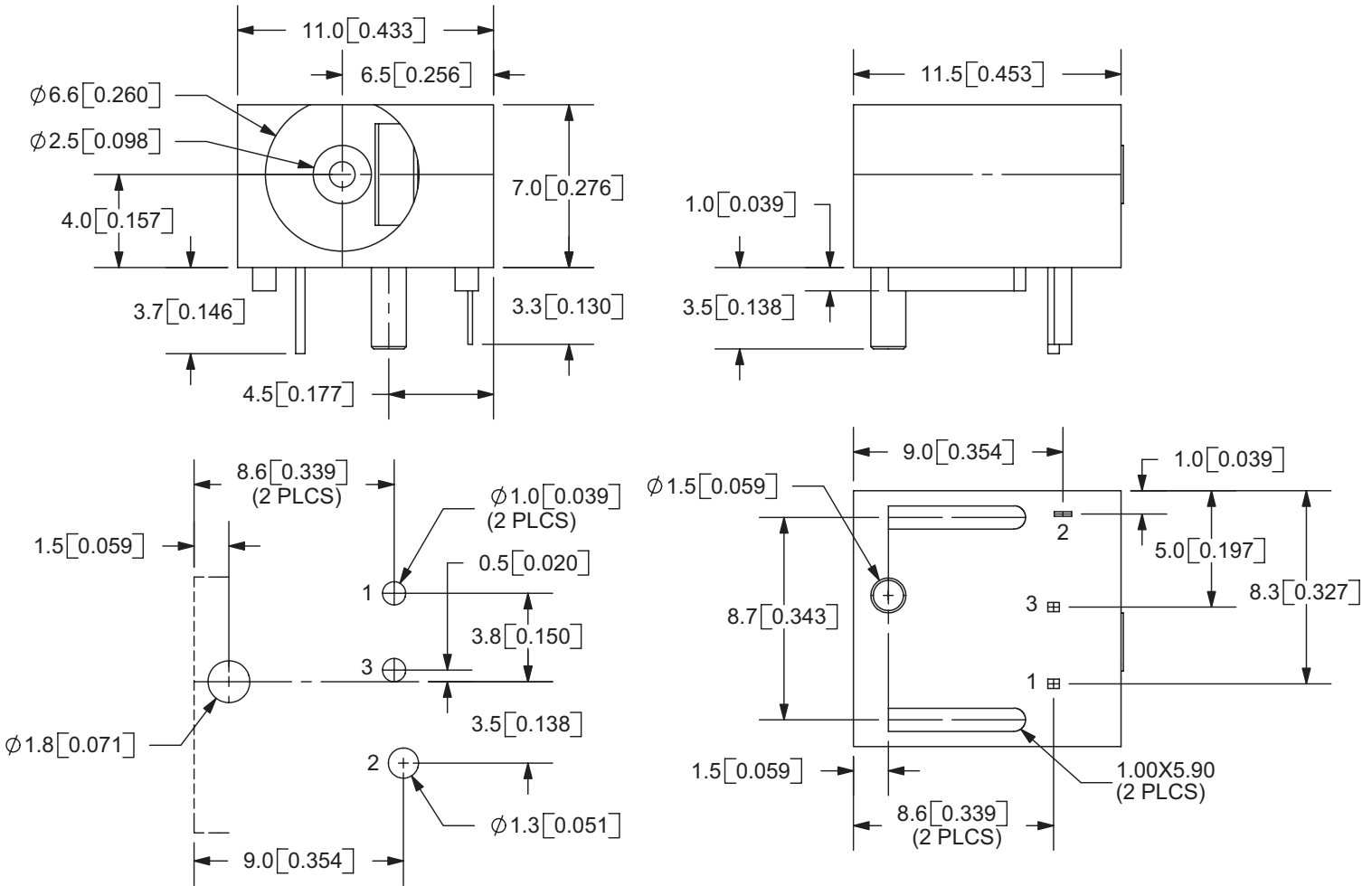
parameter	conditions/description	min	typ	max	units
hand soldering	for 3~5 seconds			360	°C

## MECHANICAL DRAWING

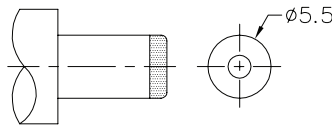
units: mm[inches]  
 tolerance: ±0.3 mm  
 unless otherwise noted



	MATERIAL	PLATING
center pin	copper	nickel
terminal 1	brass	silver
terminal 2	titanium copper alloy	silver
terminal 3	brass	silver
plastic	PBT	



PCB LAYOUT  
TOP VIEW



MATING PLUG  
Jack Insertion Depth: 6.7 mm

SCHEMATIC	
Model	PJ-012B
Center Pin	$\phi 2.5$ mm

Note: 1. All specifications measured at 10~35°C, humidity at 45~85%, under standard atmospheric pressure, unless otherwise noted.

## REVISION HISTORY

---

rev.	description	date
1.0	initial release	05/17/2006
1.01	applied new spec template	11/01/2013
1.02	brand update	06/02/2020

The revision history provided is for informational purposes only and is believed to be accurate.

---

# CUI DEVICES

CUI Devices offers a one (1) year limited warranty. Complete warranty information is listed on our website.

CUI Devices reserves the right to make changes to the product at any time without notice. Information provided by CUI Devices is believed to be accurate and reliable. However, no responsibility is assumed by CUI Devices for its use, nor for any infringements of patents or other rights of third parties which may result from its use.

CUI Devices products are not authorized or warranted for use as critical components in equipment that requires an extremely high level of reliability. A critical component is any component of a life support device or system whose failure to perform can be reasonably expected to cause the failure of the life support device or system, or to affect its safety or effectiveness.