

MODEL: CMS-3495-0550S | **DESCRIPTION:** SPEAKER**FEATURES**

- tension spring contact
- 50 Ω impedance
- rated 0.5 W

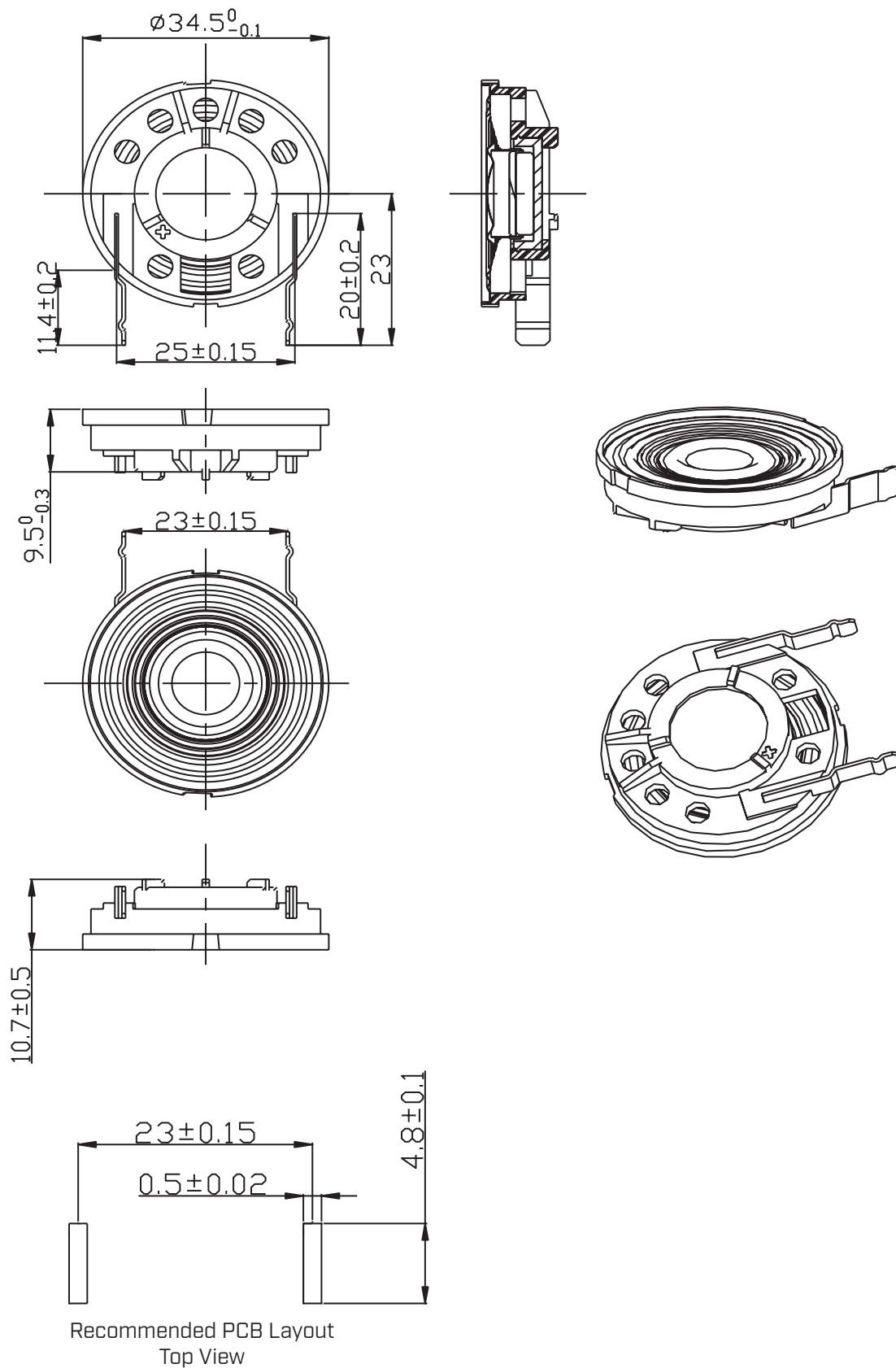
**SPECIFICATIONS**

parameter	conditions/description	min	typ	max	units
input power	max power: 60 seconds on, 120 seconds off, 10 cycles		0.5	1.0	W
impedance	at 2.0 kHz, 1.0 V	42.5	50	57.5	Ω
resonant frequency (Fo)	at 1.0 V		600		Hz
frequency response		450		4,000	Hz
sound pressure level	at 0.5 W, 50 cm, avg at 0.6, 0.8, 1.0 kHz	84			dB
distortion	at 0.6 kHz, 0.1 W at 0.6 kHz, 0.5 W			5 10	% %
buzz, rattle, etc.	must be normal at sine wave, between 450 - 4 kHz			5.0	V
polarity	cone moves forward w/ positive dc current to "+" terminal				
dimensions	\varnothing 34.5 x 10.7				mm
magnet	Nd-Fe-B				
frame material	PBT				
cone material	PEN				
terminal	spring terminals				
weight			10.2		g
operating temperature		-20		60	$^{\circ}$ C
storage temperature		-20		70	$^{\circ}$ C
RoHS	yes				

Notes: 1. All specifications measured at 15-35 $^{\circ}$ C, humidity at 45-85%, under 86-106 kPa pressure, unless otherwise noted.

MECHANICAL DRAWING

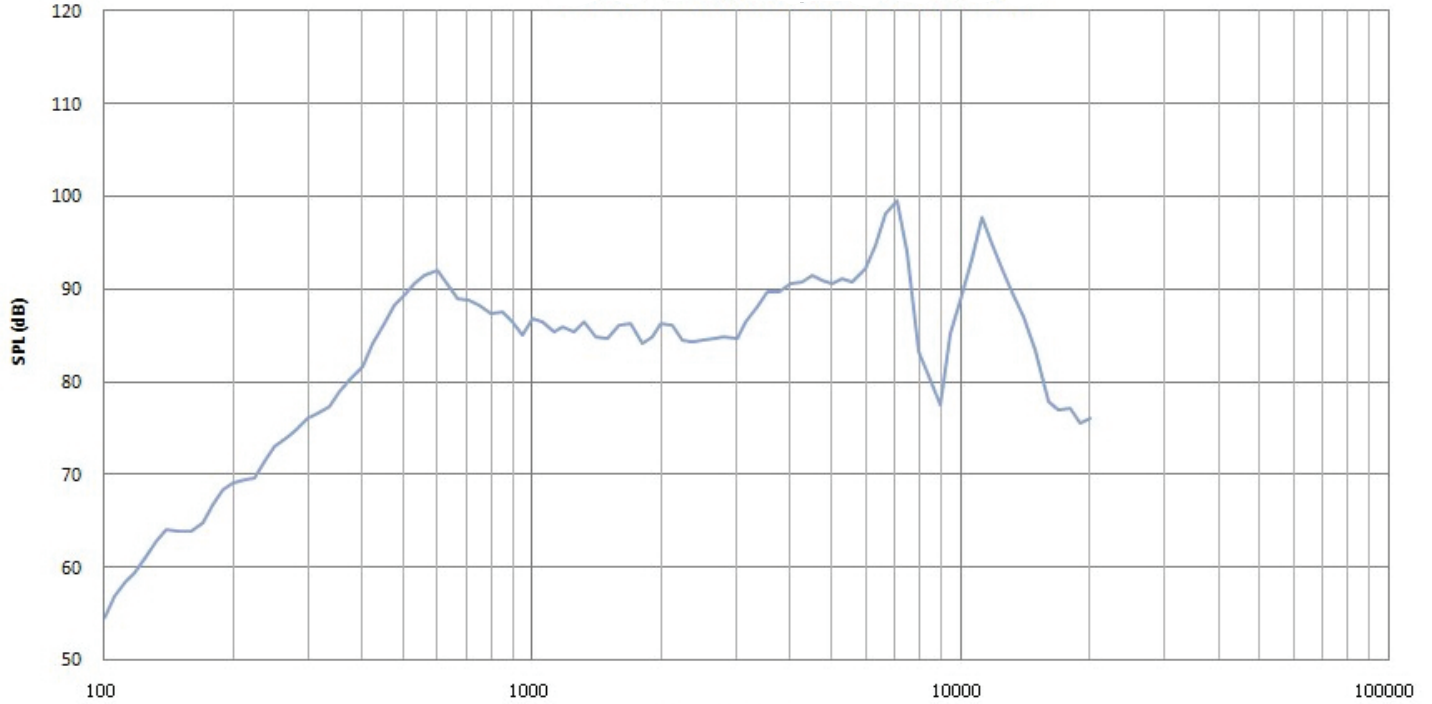
units: mm
tolerance: ± 0.5 mm
unless otherwise specified



RESPONSE CURVES

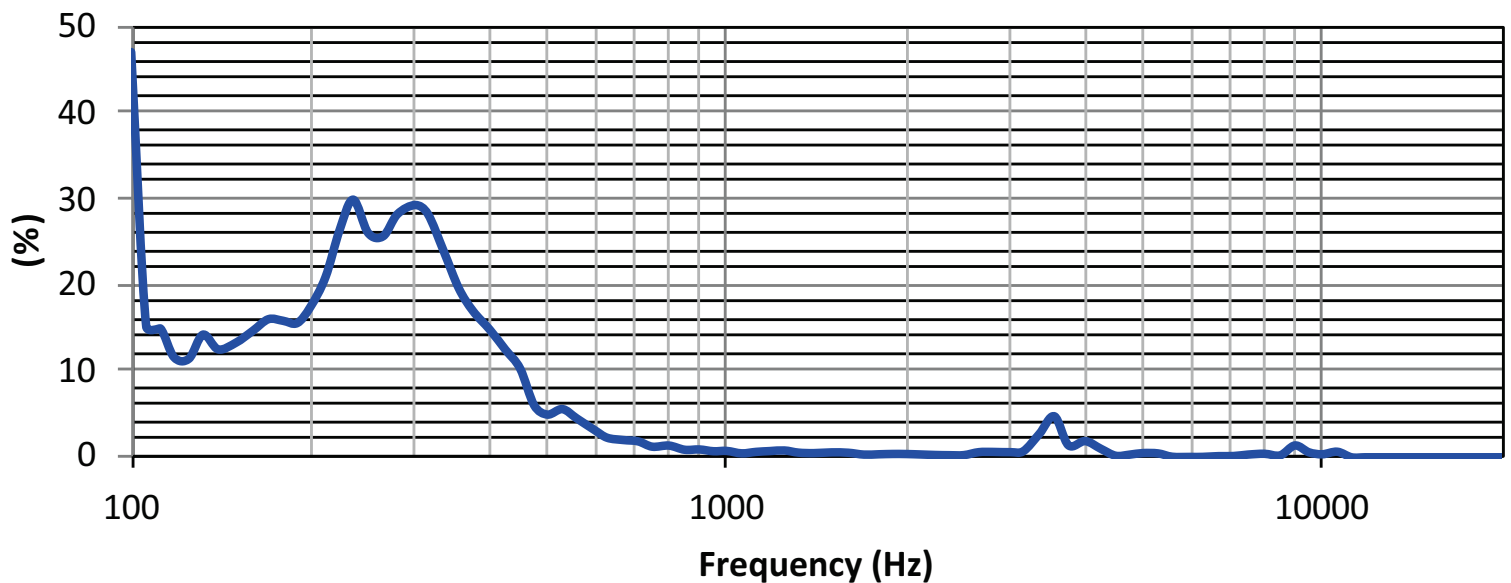
Frequency Response Curve

Test Conditions: 0.5 W / 50 cm



Total Harmonic Distortion Curve

Test Conditions: 0.5 W / 50 cm



REVISION HISTORY

rev.	description	date
1.0	initial release	04/05/2024

The revision history provided is for informational purposes only and is believed to be accurate.



CUI Devices offers a one (1) year limited warranty. Complete warranty information is listed on our website.

CUI Devices reserves the right to make changes to the product at any time without notice. Information provided by CUI Devices is believed to be accurate and reliable. However, no responsibility is assumed by CUI Devices for its use, nor for any infringements of patents or other rights of third parties which may result from its use.

CUI Devices products are not authorized or warranted for use as critical components in equipment that requires an extremely high level of reliability. A critical component is any component of a life support device or system whose failure to perform can be reasonably expected to cause the failure of the life support device or system, or to affect its safety or effectiveness.

cuidevices.com