

**MODEL:** CMR-2353-2032SP | **DESCRIPTION:** SPEAKER**FEATURES**

- dynamic receiver
- solder pads

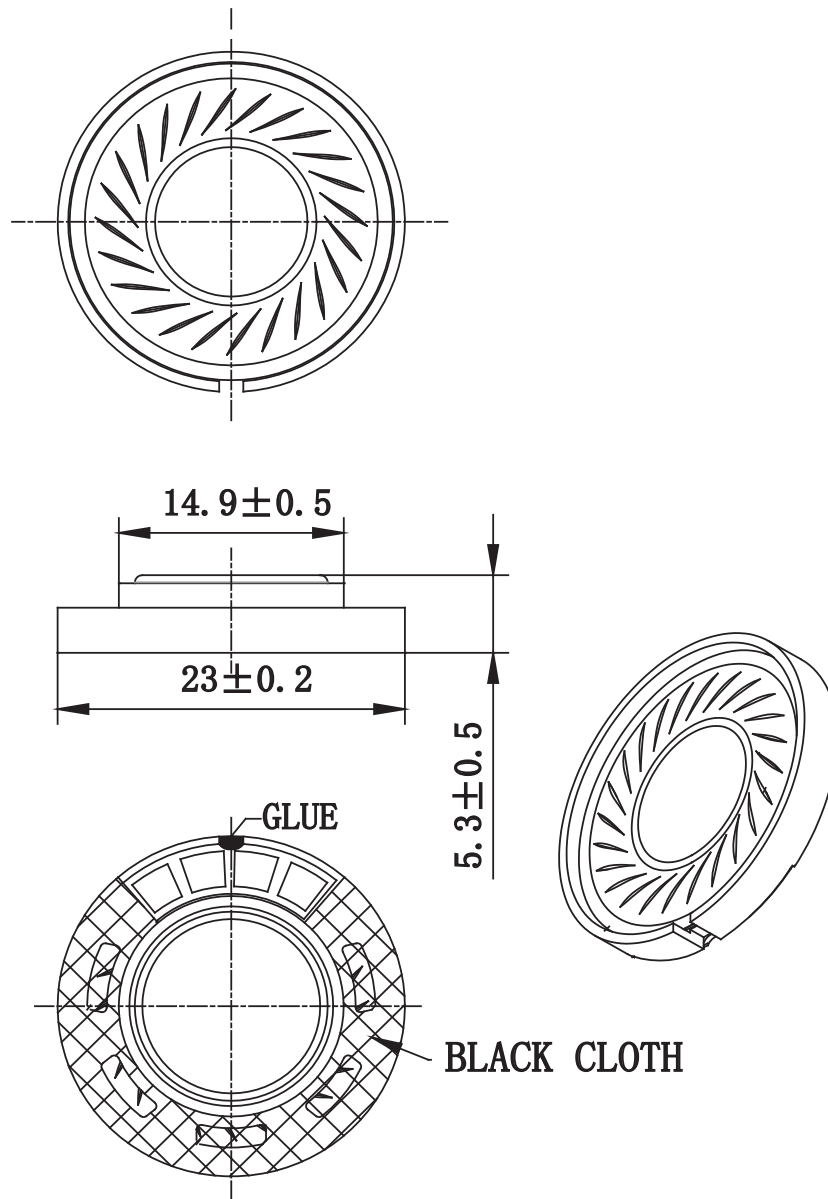
**SPECIFICATIONS**

parameter	conditions/description	min	typ	max	units
input power	max power: 1 minute on, 2 minutes off, 10 cycles		20	30	mW
impedance	at 1.0 kHz, 1 mW	25.6	32	38.4	$\Omega$
resonant frequency [Fo]	at 0.179 V, 1 mW in free air, 24~27°C [for reference only]	352	440	528	Hz
frequency response		20		3,400	Hz
sound pressure level	at 1 mW, 1.0 kHz, with IEC318 coupler	119	122	125	dB
	at 20 mW, 1.0 kHz, with IEC318 coupler	132	135	138	dB
distortion	see THD curve				
buzz, rattle, etc.	must be normal at sine wave, 20 Hz~3.5 kHz			0.8	V
polarity	cone moves forward w/ positive dc current to "+" terminal				
dimensions	$\varnothing 23 \times 5.3$				mm
magnet	Nd-Fe-B				
frame material	ABS				
cone material	PET				
terminal	solder pads				
weight			3.3		g
operating temperature		-20		60	°C
storage temperature		-20		60	°C
hand soldering	for 3~5 seconds	370	380	390	°C
RoHS	yes				

Notes: 1. All specifications measured at 15~35°C, humidity at 45~85%, under 86~106 kPa pressure, unless otherwise noted.

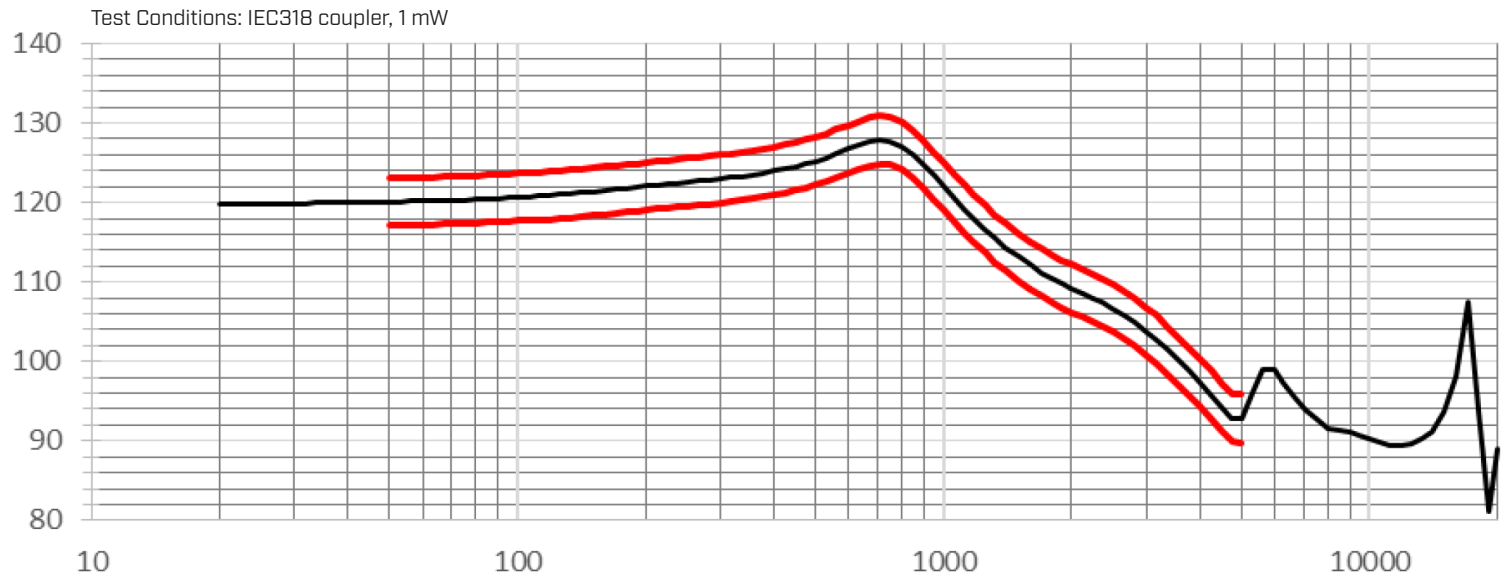
## MECHANICAL DRAWING

units: mm  
tolerance:  $\pm 0.5$  mm

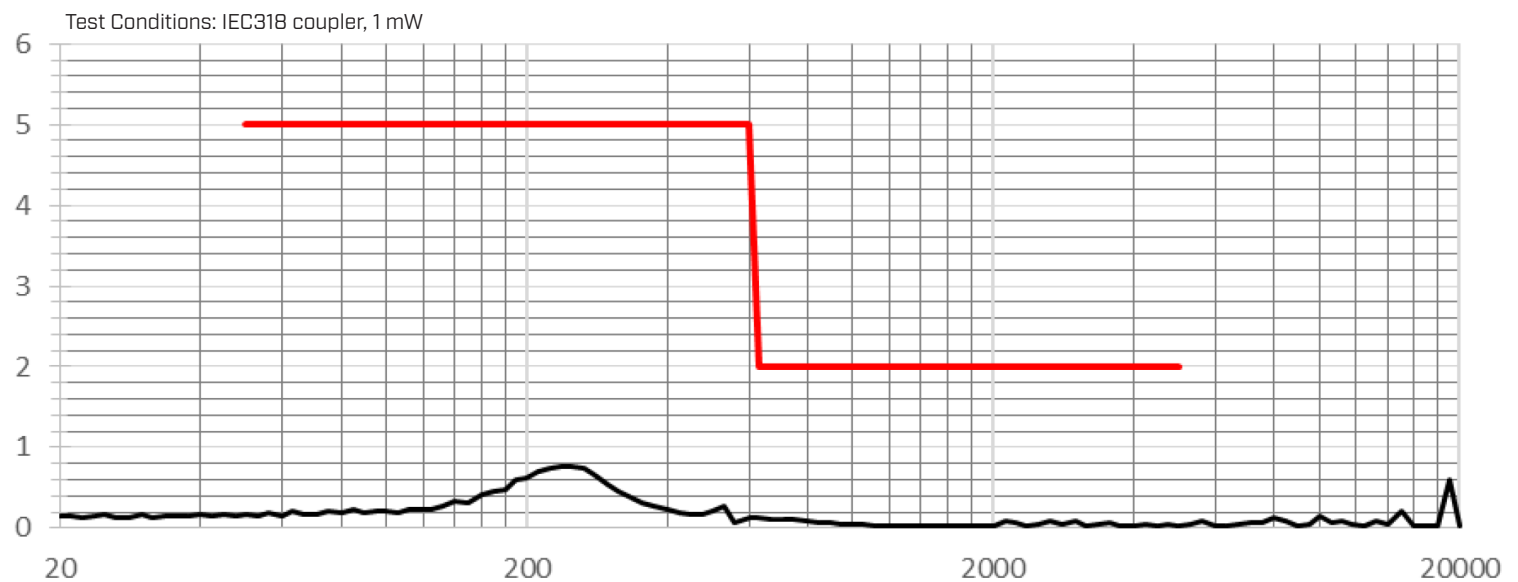


## RESPONSE CURVES

### Frequency Response Curve



### Total Harmonic Distortion Curve



## REVISION HISTORY

rev.	description	date
1.0	initial release	12/20/2023

The revision history provided is for informational purposes only and is believed to be accurate.



CUI Devices offers a one (1) year limited warranty. Complete warranty information is listed on our website.

CUI Devices reserves the right to make changes to the product at any time without notice. Information provided by CUI Devices is believed to be accurate and reliable. However, no responsibility is assumed by CUI Devices for its use, nor for any infringements of patents or other rights of third parties which may result from its use.

CUI Devices products are not authorized or warranted for use as critical components in equipment that requires an extremely high level of reliability. A critical component is any component of a life support device or system whose failure to perform can be reasonably expected to cause the failure of the life support device or system, or to affect its safety or effectiveness.

**cuidevices.com**