

MODEL: CES-403015-24PM-67 | **DESCRIPTION:** SPEAKER**FEATURES**

- enclosed
- adhesive included
- JST connector

**SPECIFICATIONS**

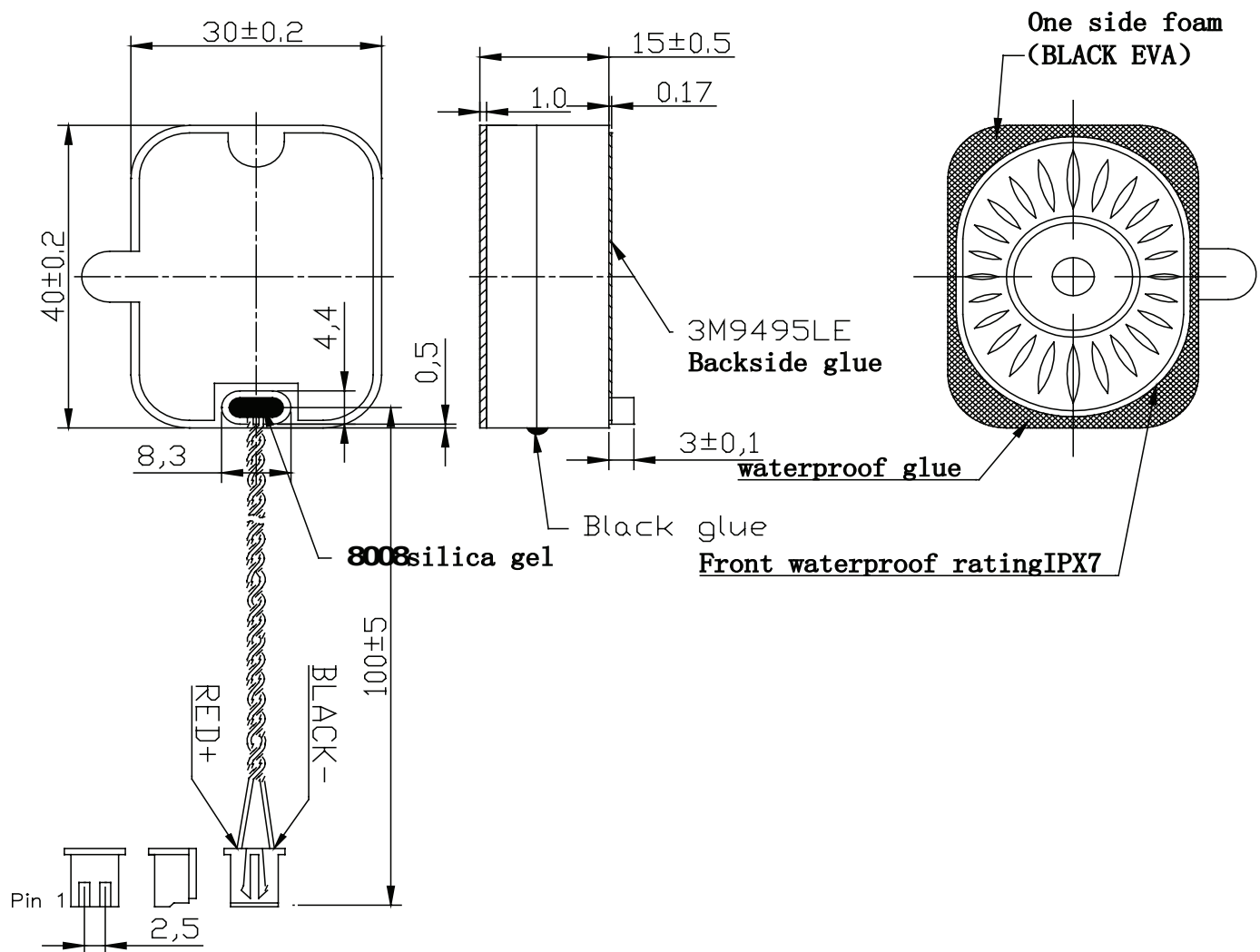
parameter	conditions/description	min	typ	max	units
input power	max power: 1 minute on, 2 minutes off, 10 cycles		2.0	3.0	W
impedance	at 1.0 kHz, 0.1 W	3.4	4	4.6	Ω
resonant frequency [Fo]	at 0.1 W	800	1,000	1,200	Hz
frequency response		200		20,000	Hz
sound pressure level	at 0.1 W, 10 cm, avg at 0.8, 1.0, 1.2, 1.5 Hz at 2.0 W, 10 cm, avg at 0.8, 1.0, 1.2, 1.5 Hz	92 105	95 108	98 111	 dB dB
distortion	at 2.0 kHz, 0.1 W			10	%
buzz, rattle, etc.	must be normal at sine wave between 200 Hz ~ 2 kHz			2.83	V
polarity	cone moves forward w/ positive dc current to "+" terminal				
dimensions	40 x 30 x 15				mm
magnet	Nd-Fe-B				
enclosure material	PBT				
cone material	PEI				
terminal	wire leads with connector				
weight			12		g
operating temperature		-40		70	°C
storage temperature		-40		80	°C
RoHS	yes				
IP level	IPX7				

Notes: 1. All specifications measured at 15~35°C, humidity at 45~85%, under 86~106 kPa pressure, unless otherwise noted.

MECHANICAL DRAWING

units: mm
tolerance: ± 0.5 mm

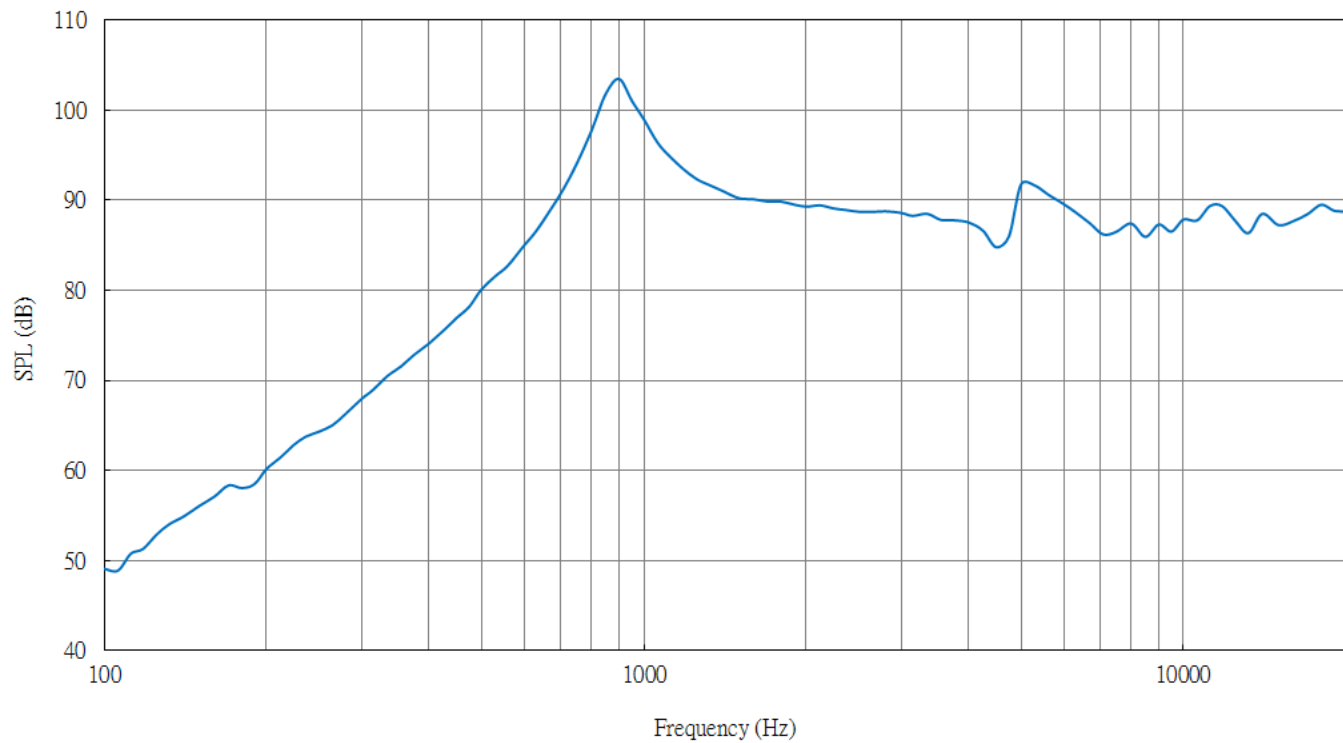
wire: UL1571 26 AWG
connector: JST XHP-2
mating connector: B2B-XH-2



RESPONSE CURVES

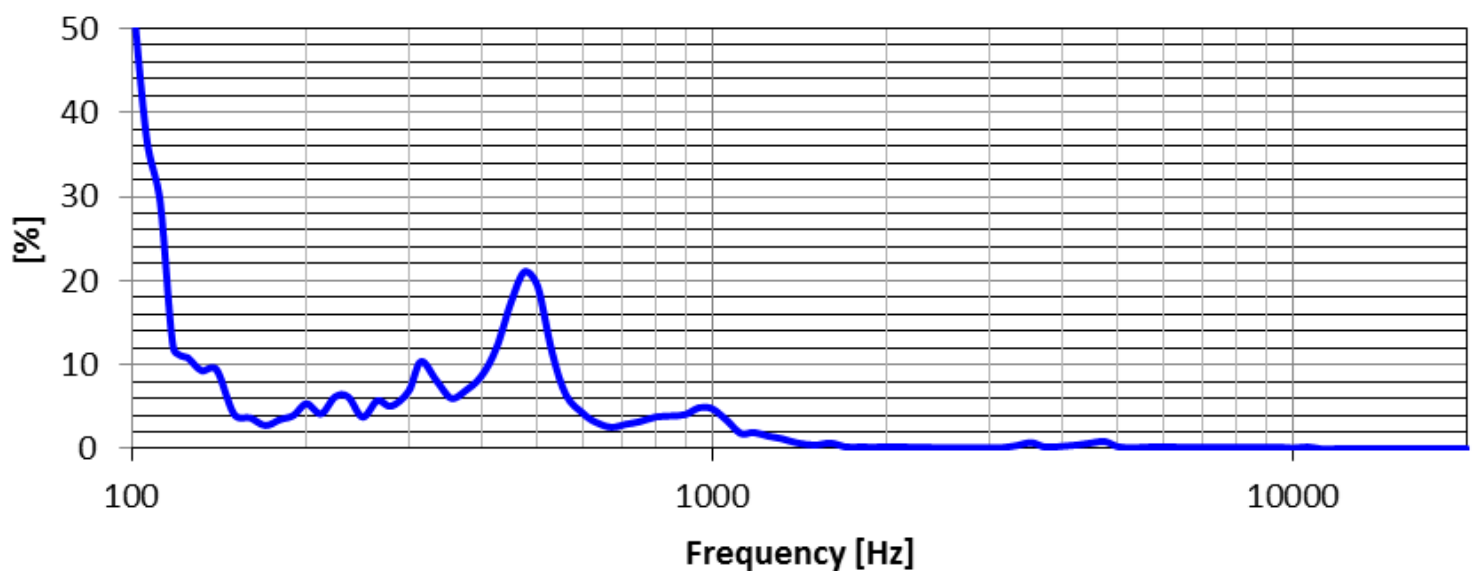
Frequency Response Curve

Test Conditions: 0.1 W / 10 cm



Total Harmonic Distortion Curve

Test Conditions: 0.1 W / 10 cm



REVISION HISTORY

rev.	description	date
1.0	initial release	12/05/2023

The revision history provided is for informational purposes only and is believed to be accurate.



CUI Devices offers a one (1) year limited warranty. Complete warranty information is listed on our website.

CUI Devices reserves the right to make changes to the product at any time without notice. Information provided by CUI Devices is believed to be accurate and reliable. However, no responsibility is assumed by CUI Devices for its use, nor for any infringements of patents or other rights of third parties which may result from its use.

CUI Devices products are not authorized or warranted for use as critical components in equipment that requires an extremely high level of reliability. A critical component is any component of a life support device or system whose failure to perform can be reasonably expected to cause the failure of the life support device or system, or to affect its safety or effectiveness.

cuidevices.com