

SERIES: CDM511 | **DESCRIPTION:** M5 CONNECTOR**FEATURES**

- M5 male connector
- A Code
- panel mount
- IP67

**SPECIFICATIONS**

| parameter | conditions/description | min | typ | max | units |
|----------------------------|---|-----|-----|-----|--------|
| rated voltage | | | | 60 | V |
| rated current | | | | 1 | A |
| withstanding voltage | for 1 minute | | 600 | | Vac |
| contact resistance | | | | 5 | mΩ |
| insulation resistance | at 500 Vdc for 1 minute | 100 | | | MΩ |
| insertion/withdrawal force | | 0.3 | | 1.5 | kgf |
| operating temperature | | -25 | | 80 | °C |
| life | | 100 | | | cycles |
| safety approvals | compliant with IEC61076-2-105 | | | | |
| flammability rating | see material table | | | | |
| RoHS | yes | | | | |
| IP level | IP67 [in mated condition] | | | | |
| packaging | carton size: 280 x 225 x 340 mm carton QTY: 600 pcs per carton | | | | |

SOLDERABILITY

| parameter | conditions/description | min | typ | max | units |
|----------------|------------------------|-----|-----|-----|-------|
| hand soldering | for 1~3 seconds | | 380 | | °C |

PART NUMBER KEY

CDM511 - XXX - MW - R505 - 050 - 67

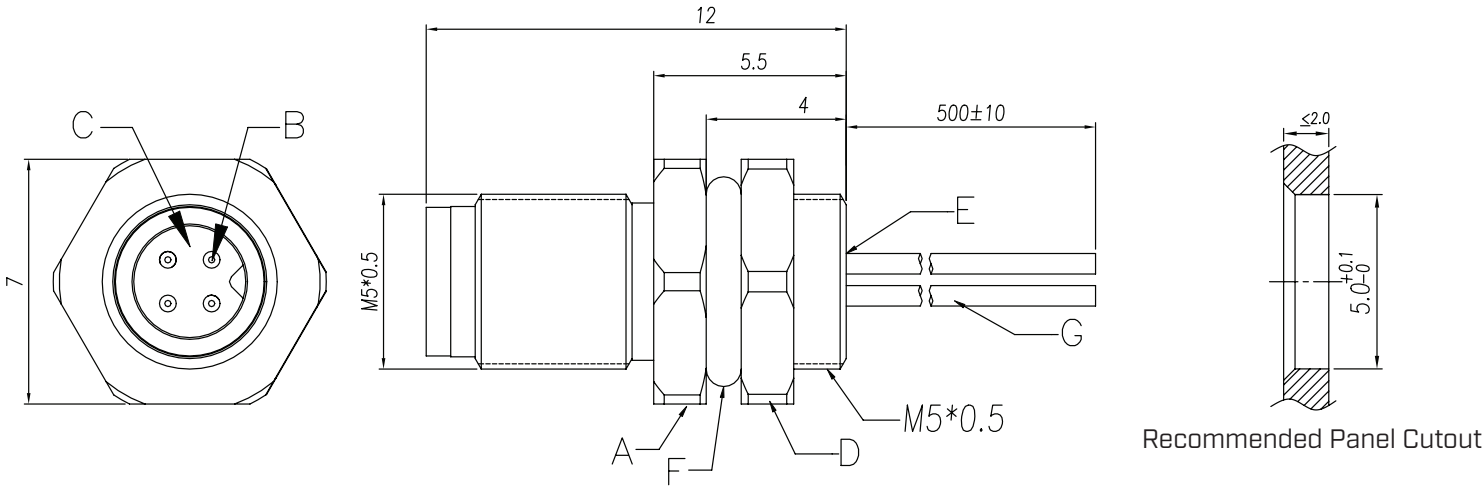
Base Number



No. of Poles:
03A = 3 [A-Coding]
04A = 4 [A-Coding]

MECHANICAL DRAWING

units: mm
tolerance:
0.5<X≤6.0: ±0.1 mm
6.0<X≤30.0: ±0.2 mm
unless otherwise noted

| ITEM | DESCRIPTION | MATERIAL | PLATING/COLOR |
|------|-----------------|-----------------|---------------|
| A | M5x0.5 screw | brass | nickel |
| B | terminals; male | brass | gold |
| C | housing; male | PA66 (UL94V-0) | black |
| D | M5x0.5 nut | brass | nickel |
| E | resin | epoxy resin | black |
| F | o-ring | FKM | black |
| G | wire | UL1061 L=505 mm | |



| No. of Poles | 3 | 4 |
|--------------|---|--|
| Coding |  A-Coding |  A-Coding |
| Wire Size | 26 AWG | 26 AWG |
| Pin # | | |
| 1 | brown | brown |
| 2 | --- | white |
| 3 | blue | blue |
| 4 | black | black |

REVISION HISTORY

| rev. | description | date |
|------|-----------------|------------|
| 1.0 | initial release | 12/12/2023 |

The revision history provided is for informational purposes only and is believed to be accurate.



CUI Devices offers a one (1) year limited warranty. Complete warranty information is listed on our website.

CUI Devices reserves the right to make changes to the product at any time without notice. Information provided by CUI Devices is believed to be accurate and reliable. However, no responsibility is assumed by CUI Devices for its use, nor for any infringements of patents or other rights of third parties which may result from its use.

CUI Devices products are not authorized or warranted for use as critical components in equipment that requires an extremely high level of reliability. A critical component is any component of a life support device or system whose failure to perform can be reasonably expected to cause the failure of the life support device or system, or to affect its safety or effectiveness.

cuidevices.com