


SERIES: DS04-254-SMT | **DESCRIPTION:** DIP SWITCH

FEATURES

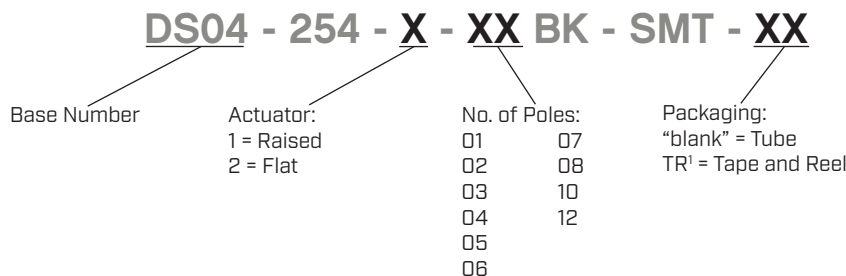
- 2.54 mm pitch
- 1-12 pole options
- raised or flat actuator option
- surface mount
- tube or tape & reel packaging



SPECIFICATIONS

parameter	conditions/description	min	typ	max	units
rated voltage (per pole)	switching non-switching			24 50	Vdc Vdc
rated current (per pole)	switching non-switching			25 100	mA mA
withstanding voltage	for 1 minute		500		Vac
contact resistance	initial after life test			50 100	mΩ mΩ
insulation resistance	at 500 Vdc	100			MΩ
operating force				1000	g
switch travel				0.9	mm
operating temperature		-40		85	°C
storage temperature		-40		85	°C
life		2000			cycles
flammability rating	UL94V-0				
RoHS	yes				

PART NUMBER KEY



Notes: 1. Tape and Reel packaging only available on flat actuator options.

MECHANICAL DRAWING

units: mm

tolerance:

0.5<X≤3.0: ±0.15 mm

3.0<X≤6.0: ±0.20 mm

6.0<X≤30.0: ±0.25 mm

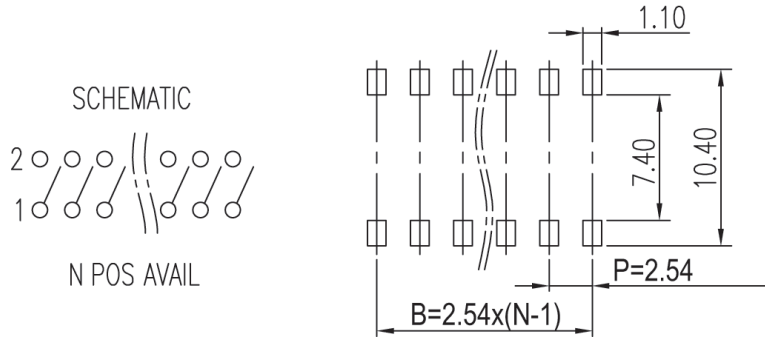
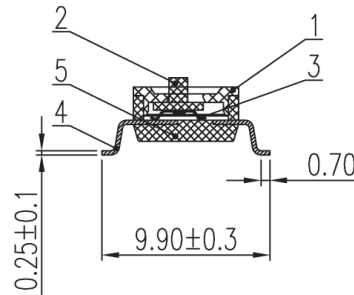
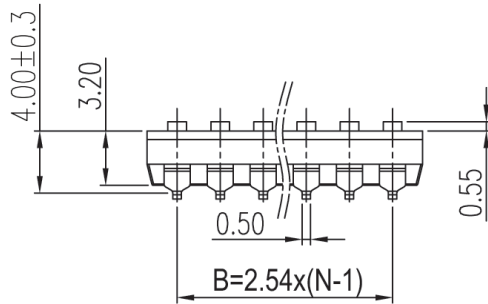
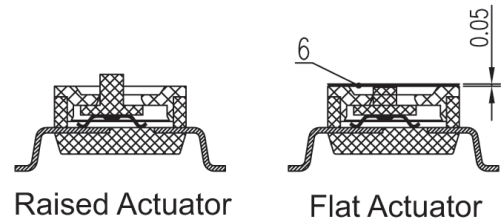
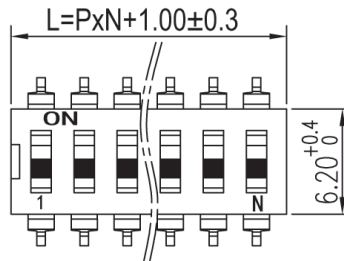
30.0<X≤120.0: ±0.30 mm

120.0<X≤400.0: ±0.50 mm

X>400.0: ±0.80 mm

unless otherwise noted

ITEM	DESCRIPTION	MATERIAL	PLATING/COLOR
1	housing	PBT (UL94V-0)	black
2	actuator	PBT (UL94V-0)	white
3	contact	copper alloy	gold
4	pins 1,2	copper alloy	gold
5	base	PBT (UL94V-0)	black
6	tape	polyimide	



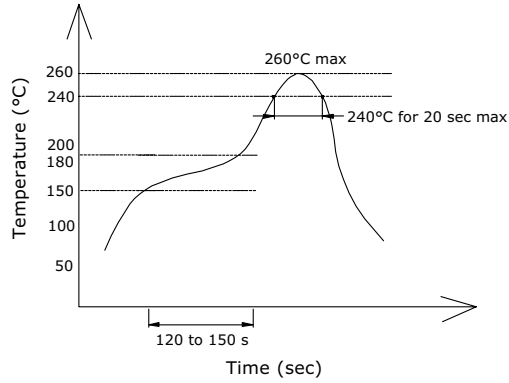
Recommended PCB Layout
Top View

This series is constructed of single piece modules where L is the total length, P is the pitch, and N is the number of poles.										
N	01	02	03	04	05	06	07	08	10	12
L	3.54	6.08	8.62	11.16	13.70	16.24	18.78	21.32	26.40	31.48
B	--	2.54	5.08	7.62	10.16	12.70	15.24	17.78	22.86	27.94

SOLDERABILITY

parameter	conditions/description	min	typ	max	units
hand soldering ²	for maximum 3 seconds	315	320	325	°C
reflow soldering ²	240-260 °C (20 seconds max)			260	°C

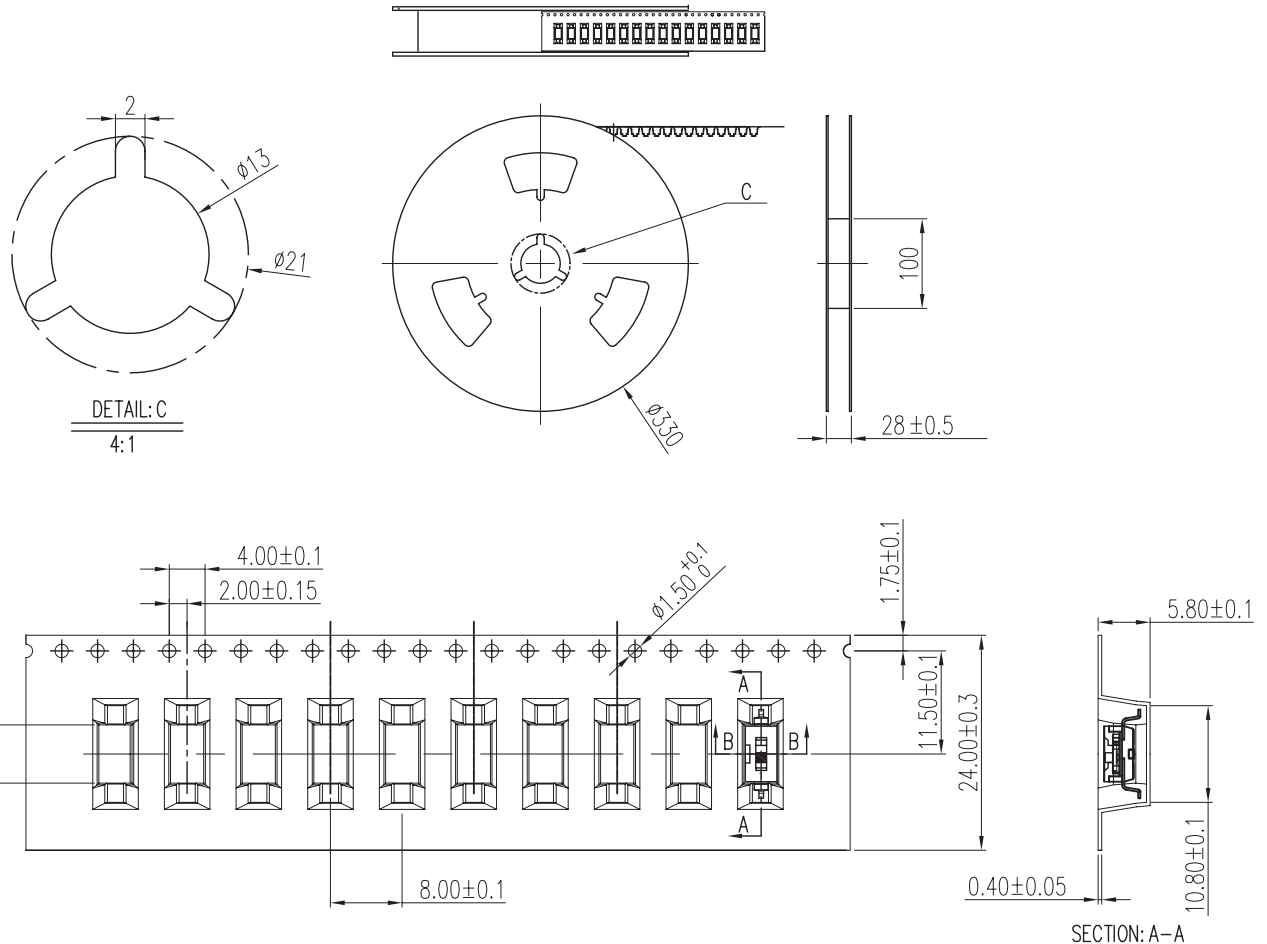
Notes: 2. Keep in "off" position during soldering.



PACKAGING (TAPE & REEL, 1 POLE MODELS)

units: mm

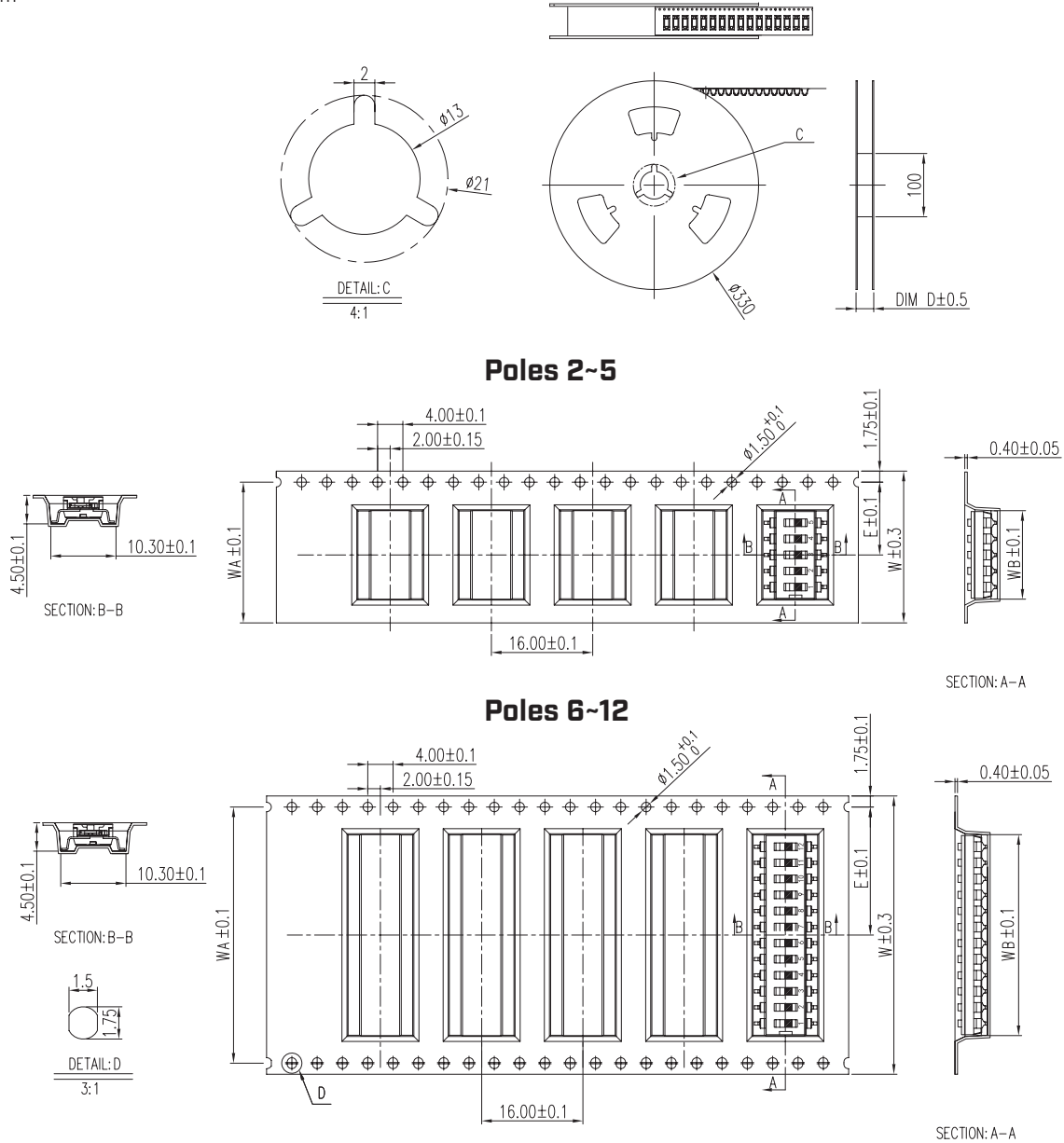
Reel Size: Ø330 mm
Reel QTY: 1500 pcs



PACKAGING (TAPE & REEL, 2~12 POLE MODELS)

units: mm

Reel Size: $\varnothing 330$ mm

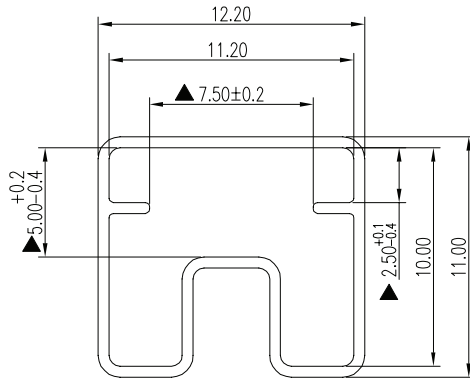


Tape Dimensions						
#Poles	W [mm]	WA [mm]	WB [mm]	E [mm]	D [mm]	QTY
2	16.00	14.55	6.26	7.50	20	800
3	16.00	14.55	8.92	7.50	20	800
4	24.00	22.25	11.46	11.50	28	800
5	24.00	22.25	14.00	11.50	28	800
6	32.00	28.50	16.54	14.20	36	800
7	32.00	28.50	19.08	14.20	36	800
8	44.00	40.50	21.62	20.25	48	800
10	44.00	40.50	26.70	20.25	48	800
12	44.00	40.50	31.78	20.25	48	800

PACKAGING (TUBE)

units: mm

Tube Size: 12.20 x 11.00 x 500 mm



REVISION HISTORY

rev.	description	date
1.0	initial release	12/02/2019
1.01	added tube packaging details	03/02/2021
1.02	changed packaging tape width on 8 pole version	04/13/2022
1.03	logo, datasheet style update	08/05/2022

The revision history provided is for informational purposes only and is believed to be accurate.



CUI Devices offers a one (1) year limited warranty. Complete warranty information is listed on our website.

CUI Devices reserves the right to make changes to the product at any time without notice. Information provided by CUI Devices is believed to be accurate and reliable. However, no responsibility is assumed by CUI Devices for its use, nor for any infringements of patents or other rights of third parties which may result from its use.

CUI Devices products are not authorized or warranted for use as critical components in equipment that requires an extremely high level of reliability. A critical component is any component of a life support device or system whose failure to perform can be reasonably expected to cause the failure of the life support device or system, or to affect its safety or effectiveness.

cuidevices.com