

MODEL: CRJ025-1-TH | **DESCRIPTION:** MODULAR JACK**FEATURES**

- 6P6C (RJ12)
- gold over nickel plating
- through hole

**SPECIFICATIONS**

| parameter | conditions/description | min | typ | max | units |
|----------------------------|---------------------------------------------------------------------------------------------------|-----|-------|------|--------|
| rated voltage | | | | 150 | Vac |
| rated current | | | | 1.5 | A |
| withstanding voltage | for 1 minute | | 1,500 | | Vac |
| contact resistance | | | | 40 | mΩ |
| insulation resistance | | 500 | | | MΩ |
| insertion/withdrawal force | | | | 6.12 | kgf |
| operating temperature | | -40 | | 85 | °C |
| storage temperature | | -40 | | 85 | °C |
| life | | | 1,000 | | cycles |
| flammability rating | UL94V-0 | | | | |
| RoHS | yes | | | | |
| packaging | carton size: 400 x 303 x 258 mm tray QTY: 100 pcs per tray carton QTY: 3,000 pcs per carton | | | | |

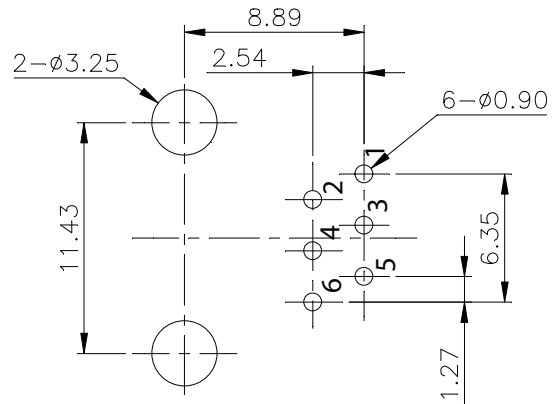
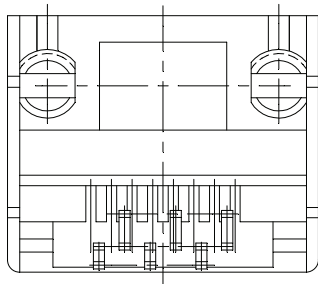
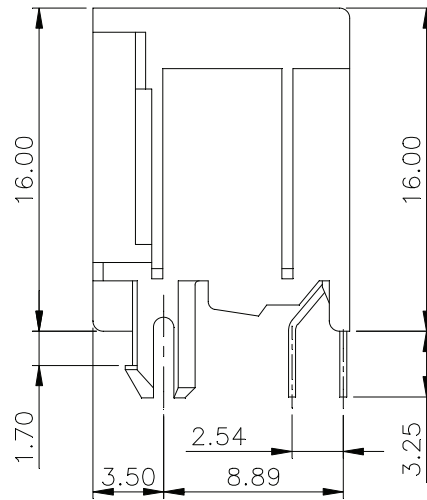
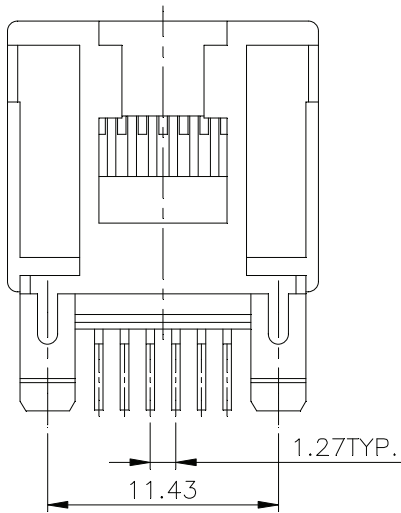
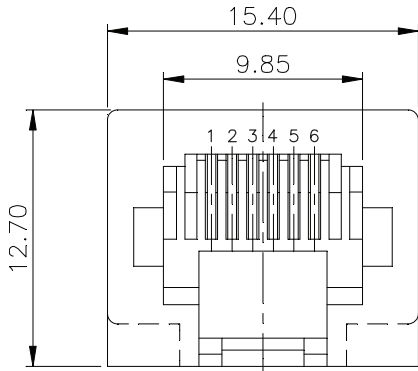
SOLDERABILITY

| parameter | conditions/description | min | typ | max | units |
|----------------|------------------------|-----|-----|-----|-------|
| wave soldering | for maximum 5 seconds | | | 240 | °C |

MECHANICAL DRAWING

units: mm
 tolerance:
 X ±0.5 mm
 X.X ±0.38 mm
 X.XX ±0.25 mm
 X.XXX ±0.10 mm
 PCB: ±0.05 mm
 PCB thickness: 1.6 mm
 unless otherwise noted

| ITEM | DESCRIPTION | MATERIAL | PLATING/COLOR |
|------|-------------------|-----------------|---------------------------------------------------------------------------|
| 1 | insulator | PBT (UL94V-0) | black |
| 2 | contact terminals | phosphor bronze | contact area: 6 μ" gold over nickel solder area: matte tin over nickel |



Recommended PCB Layout
Top View

REVISION HISTORY

| rev. | description | date |
|------|------------------------------|------------|
| 1.0 | initial release | 04/16/2021 |
| 1.01 | logo, datasheet style update | 08/05/2022 |
| 1.02 | updated temperature ranges | 11/18/2022 |

The revision history provided is for informational purposes only and is believed to be accurate.



CUI Devices offers a one (1) year limited warranty. Complete warranty information is listed on our website.

CUI Devices reserves the right to make changes to the product at any time without notice. Information provided by CUI Devices is believed to be accurate and reliable. However, no responsibility is assumed by CUI Devices for its use, nor for any infringements of patents or other rights of third parties which may result from its use.

CUI Devices products are not authorized or warranted for use as critical components in equipment that requires an extremely high level of reliability. A critical component is any component of a life support device or system whose failure to perform can be reasonably expected to cause the failure of the life support device or system, or to affect its safety or effectiveness.

cuiddevices.com