



**MODEL:** CEM-1606 | **DESCRIPTION:** MAGNETIC BUZZER TRANSDUCER**FEATURES**

- through hole
- 6 V rated
- externally driven

**SPECIFICATIONS**

| parameter             | conditions/description  | min  | typ   | max  | units |
|-----------------------|---|------|-------|------|-------|
| rated voltage         |  |      | 6.0   |      | Vo-p  |
| operating voltage     |   | 3.0  |       | 12.0 | Vo-p  |
| current consumption   | at rated voltage, 2,048 Hz square wave, ½ duty                                    |      |       | 50   | mA    |
| rated frequency       |   |      | 2,048 |      | Hz    |
| sound pressure level  | at 10 cm (A-weight), rated voltage, 2,048 Hz square wave, ½ duty                  | 85   | 96    |      | dBA   |
| coil resistance       |   | 43.0 | 50.0  | 57.0 | Ω     |
| dimensions            | ∅16.0 x 14.0  |      |       |      | mm    |
| weight                |   |      | 4.6   |      | g     |
| material              | PPD   |      |       |      |       |
| terminal              | pin type [Au plating]   |      |       |      |       |
| operating temperature |   | -20  |       | 60   | °C    |
| storage temperature   |   | -30  |       | 70   | °C    |
| washable              | yes   |      |       |      |       |
| RoHS                  | yes   |      |       |      |       |

Notes: 1. All specifications measured at 5-35°C, humidity at 45-85%, under 86-106kPa pressure, unless otherwise noted.

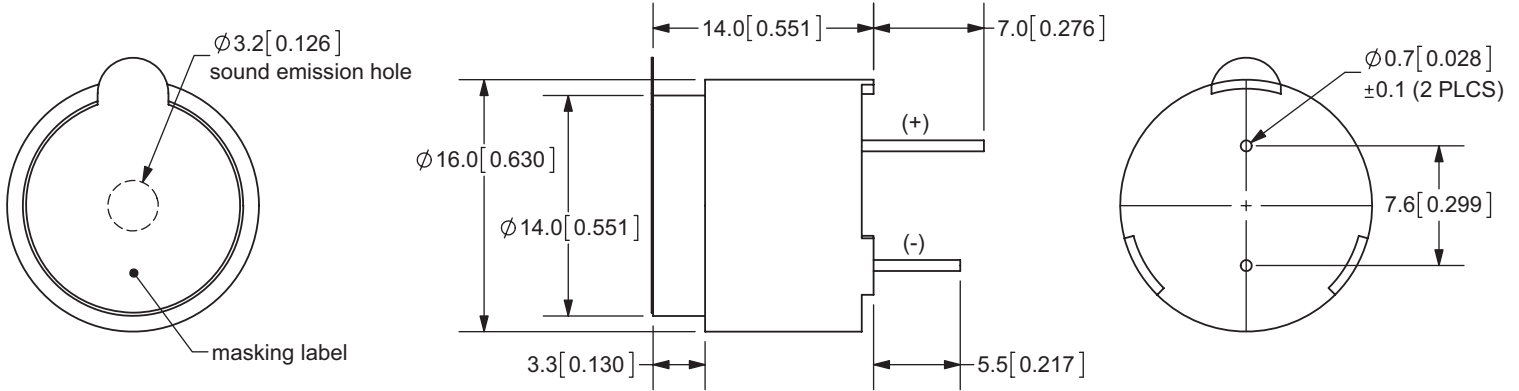
**SOLDERABILITY**

| parameter                   | conditions/description | min | typ | max | units |
|-----------------------------|------------------------|-----|-----|-----|-------|
| hand soldering <sup>2</sup> | for maximum 2 seconds  | 330 |     | 380 | °C    |

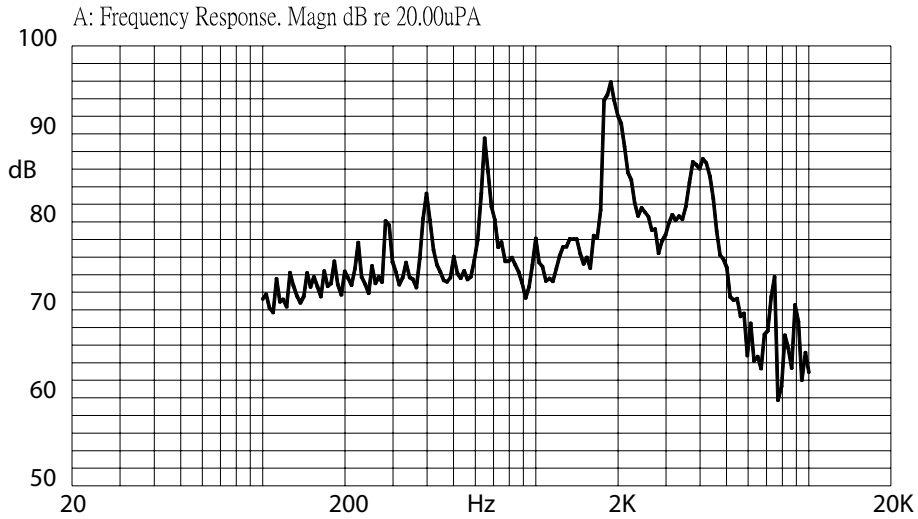
Notes: 2. Not recommended for wave soldering

## MECHANICAL DRAWING

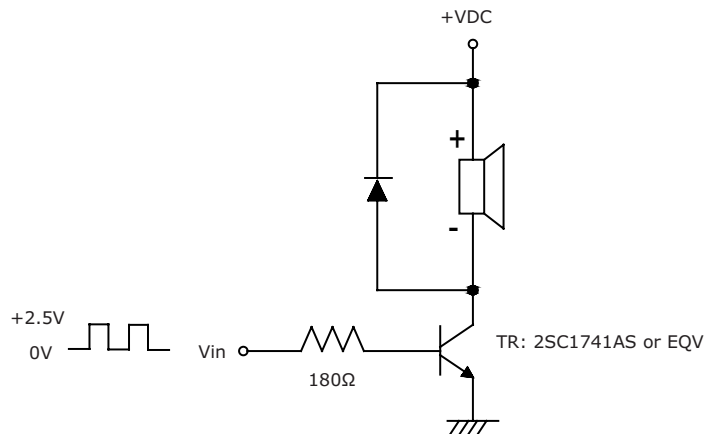
units: mm  
tolerance: ±0.5 mm



## FREQUENCY RESPONSE CURVE



## APPLICATION CIRCUIT



## REVISION HISTORY

| rev. | description                  | date       |
|------|------------------------------|------------|
| 1.0  | initial release              | 09/11/2006 |
| 1.01 | brand update                 | 01/06/2020 |
| 1.02 | logo, datasheet style update | 08/05/2022 |

The revision history provided is for informational purposes only and is believed to be accurate.



CUI Devices offers a one (1) year limited warranty. Complete warranty information is listed on our website.

CUI Devices reserves the right to make changes to the product at any time without notice. Information provided by CUI Devices is believed to be accurate and reliable. However, no responsibility is assumed by CUI Devices for its use, nor for any infringements of patents or other rights of third parties which may result from its use.

CUI Devices products are not authorized or warranted for use as critical components in equipment that requires an extremely high level of reliability. A critical component is any component of a life support device or system whose failure to perform can be reasonably expected to cause the failure of the life support device or system, or to affect its safety or effectiveness.

[cuidevices.com](http://cuidevices.com)