

SERIES: CDS-40304-L100 | **DESCRIPTION:** SPEAKER**FEATURES**

- micro-speaker
- wide operating temp range
- 4 ohm impedance
- wire leads

**SPECIFICATIONS**

| parameter | conditions/description | min | typ | max | units |
|-------------------------|--|-----|------|--------|--------------|
| input power | maximum power: IEC-60268-5, filter 60s on/120s off, 10 cycles at room temp | | 2.0 | 3.0 | W |
| impedance | at 2.0 kHz, 1.0 V | 3.4 | 4 | 4.6 | Ω |
| resonant frequency (Fo) | at 1.0 V | 320 | 400 | 480 | Hz |
| frequency response | average SPL -10 dB | Fo | | 20,000 | Hz |
| sound pressure level | at 2 W, 0.1 m ave, at 0.8, 1.0, 1.2, 1.5 kHz | 99 | 102 | 105 | dB |
| | at 1 W, 1.0 m ave, at 0.8, 1.0, 1.2, 1.5 kHz | 76 | 79 | 82 | dB |
| distortion | at Fo ~ 6 kHz, 2 W | | | 15 | % |
| buzz, rattle, etc. | must be normal at sine wave between Fo ~ 20 kHz | | 2.83 | | V |
| polarity | cone will move forward with positive dc current to "+" terminal | | | | |
| dimensions | 40 x 30 x 7.1 | | | | mm |
| magnet | Nd-Fe-B | | | | |
| material | ABS777 | | | | |
| cone material | paper + cloth | | | | |
| terminal | wire leads | | | | |
| weight | | | 7.7 | | g |
| operating temperature | | -30 | | 70 | $^{\circ}$ C |
| storage temperature | | -40 | | 85 | $^{\circ}$ C |
| RoHS | yes | | | | |

Notes: 1. All specifications measured at 5~35 $^{\circ}$ C, humidity at 45~85%, under 86~106kPa pressure, unless otherwise noted.

PART NUMBER KEY**CDS-40304-L100 X**

Base Number

Termination Style:

"blank" = wire leads, no connector

1 = JST housing SHR-2V-S-B

2 = JST housing ZHR-2

3 = JST housing PHR-2

4 = JST housing HER-2

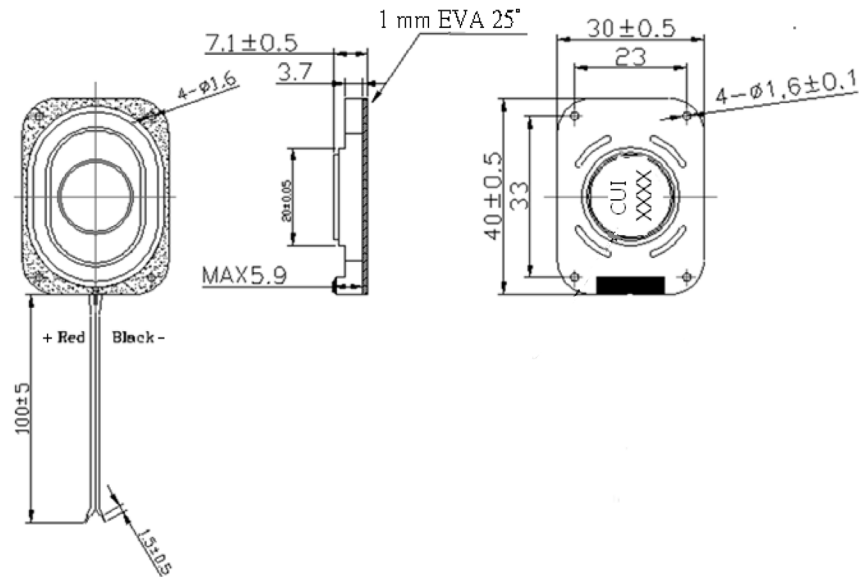
5* = JST housing PHR-4

6 = Molex housing 51021-0200

Notes: *Discontinued JST housing PHR-4 option.

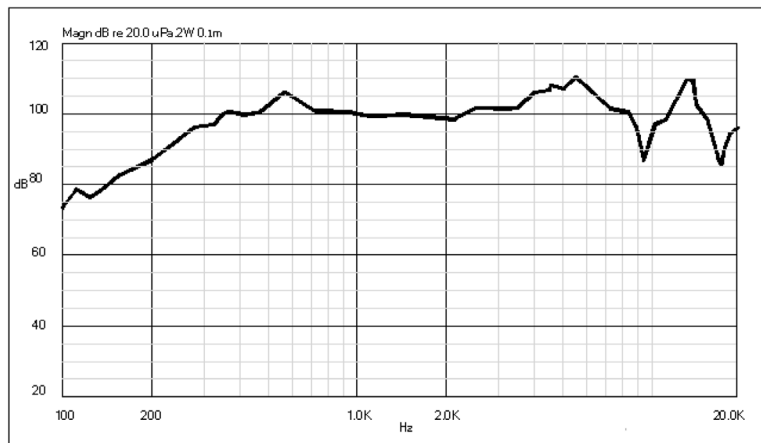
MECHANICAL DRAWING

units: mm
 tolerance: ± 0.25 mm
 wire: UL1571 28 AWG

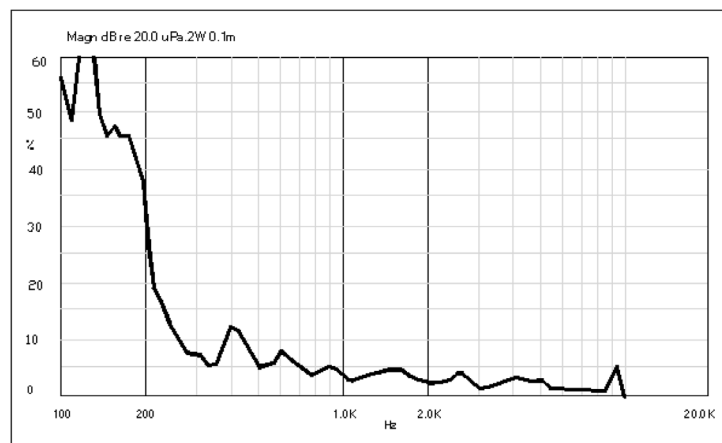


RESPONSE CURVES

Frequency Response Curve



Total Harmonic Distortion Curve



REVISION HISTORY

| rev. | description | date |
|------|---------------------------------------|------------|
| 1.0 | initial release | 03/25/2015 |
| 1.01 | added connector options | 07/15/2016 |
| 1.02 | discontinued JST housing PHR-4 option | 07/01/2019 |
| 1.03 | brand update | 01/22/2020 |

The revision history provided is for informational purposes only and is believed to be accurate.

CUI DEVICES

CUI Devices offers a one (1) year limited warranty. Complete warranty information is listed on our website.

CUI Devices reserves the right to make changes to the product at any time without notice. Information provided by CUI Devices is believed to be accurate and reliable. However, no responsibility is assumed by CUI Devices for its use, nor for any infringements of patents or other rights of third parties which may result from its use.

CUI Devices products are not authorized or warranted for use as critical components in equipment that requires an extremely high level of reliability. A critical component is any component of a life support device or system whose failure to perform can be reasonably expected to cause the failure of the life support device or system, or to affect its safety or effectiveness.