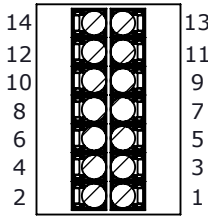
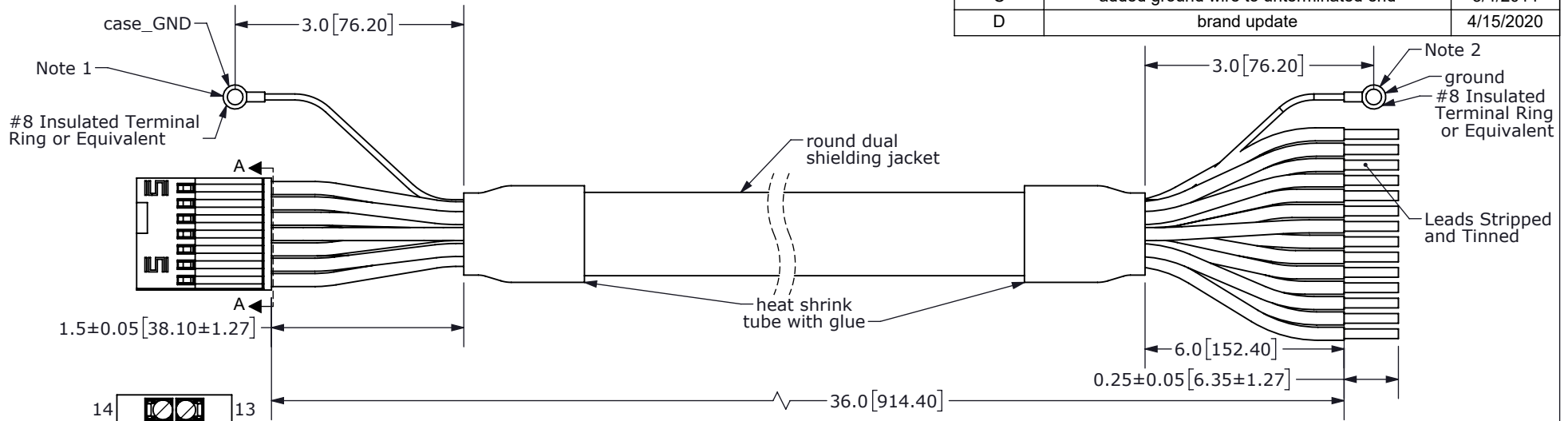
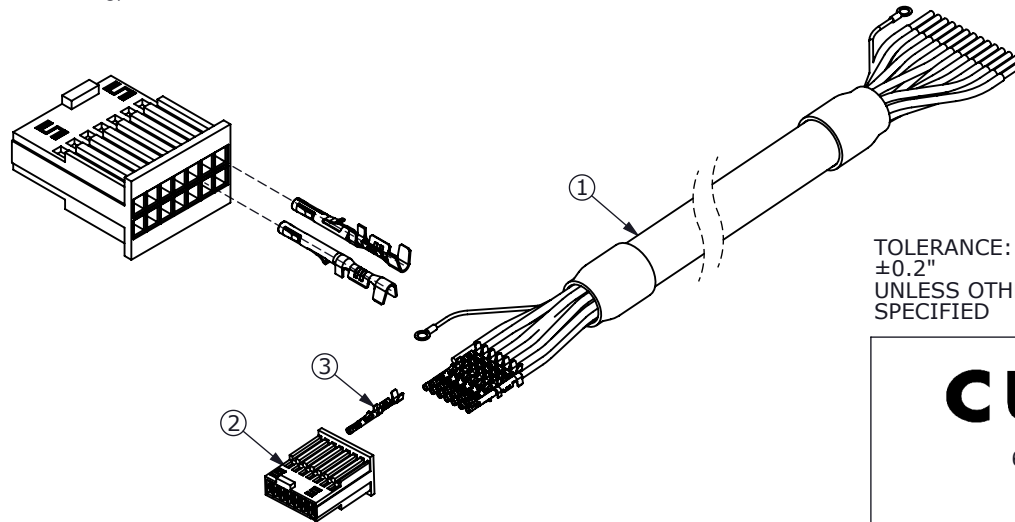


REV.	DESCRIPTION	DATE
A	NEW DRAWING	6/10/2013
B	cable length changed, part# changed	7/29/2013
C	added ground wire to unterminated end	3/4/2014
D	brand update	4/15/2020



SECTION A-A  
SCALE 3 : 1  
(Back of Connector Housing)

Connector Pinout			
#	Function	Color	
		Primary	Stripe
1	RX_ENC+	Blue	Red
2	TX_ENC+	Green	Red
3	U+	Brown	Black
4	GND	Black	Red
5	W+	Orange	Black
6	+5V	Red	Black
7	V+	Red	White
8	B+	Green	Black
9	B-	Black	Green
10	A+	White	Black
11	A-	Black	White
12	Z+	Blue	Black
13	Z-	Black	Blue
14	MCLRB	Yellow	Black



NOTES 1: case\_GND is connected internally to GND (black/red)  
2: ground connected internally to cable shielding

TOLERANCE:  
±0.2"  
UNLESS OTHERWISE  
SPECIFIED



# CUI DEVICES

6405 SW Rosewood St, Suite C  
Lake Oswego, OR 97035  
Phone: 877-323-3576

Website: [www.cuidevices.com](http://www.cuidevices.com)

ITEM NO:	977-7011R	REV:	D
PART NO:	AMT-14C-1-036	UNITS:	INCH[MM]
DRAWN BY:	RDS	APPROVED BY:	
		SCALE:	2:1

	Part	QTY	Part#
1	Cable	1	3M 3600B/20
2	Connector	1	Samtec ISDF-07-D-L
3	Crimp Pins	14	Samtec CC03L-2830-01-G

PC FILE NAME:  
AMT-14C-1-036

COPYRIGHT 2020 BY CUI DEVICES