

Product Change Notice (PCN)

Date: **5/25/2023**

PCN Number: **PCN-0451259R-01**

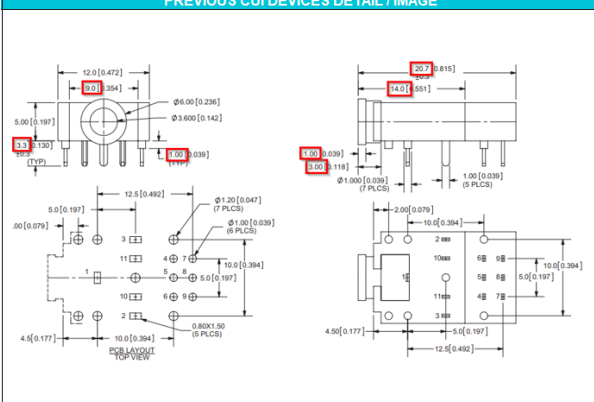
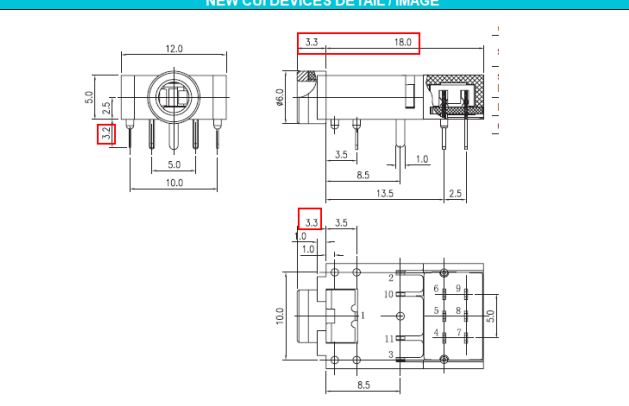
To Our Customers:

We appreciate your use of our products. Our commitment in maintaining and improving processes is demonstrated by plans to enhance our product quality, reliability, and manufacturability. The purpose of this notice is to inform you of a product change.

Product(s) Affected: SJ-3571N

Reason(s) for Change: *Manufacturing process improvements*

Description of Change: mechanical, electrical, soldering and material differences as shown below:

PREVIOUS CUI DEVICES DETAIL / IMAGE	NEW CUI DEVICES DETAIL / IMAGE																																																																																																																																																
																																																																																																																																																	
<table border="1"> <thead> <tr> <th></th> <th>MATERIAL</th> <th>PLATING</th> </tr> </thead> <tbody> <tr> <td>terminals 1, 3</td> <td>copper alloy</td> <td>silver</td> </tr> <tr> <td>terminal 2</td> <td>stainless steel</td> <td>silver</td> </tr> <tr> <td>terminals 4-9</td> <td>brass</td> <td>silver</td> </tr> <tr> <td>terminal 10-11</td> <td>brass</td> <td>silver</td> </tr> <tr> <td>bushing (SJ-3579AN)</td> <td>PA66</td> <td></td> </tr> <tr> <td>bushing (all other models)</td> <td>brass</td> <td>nickel</td> </tr> <tr> <td>plastic</td> <td>PA66</td> <td></td> </tr> <tr> <td>contact clip</td> <td>C5210</td> <td>silver</td> </tr> </tbody> </table>		MATERIAL	PLATING	terminals 1, 3	copper alloy	silver	terminal 2	stainless steel	silver	terminals 4-9	brass	silver	terminal 10-11	brass	silver	bushing (SJ-3579AN)	PA66		bushing (all other models)	brass	nickel	plastic	PA66		contact clip	C5210	silver	<table border="1"> <thead> <tr> <th>DESCRIPTION</th> <th>MATERIAL</th> <th>PLATING/COLOR</th> </tr> </thead> <tbody> <tr> <td>terminal 1</td> <td>brass t=0.25</td> <td>CuSn</td> </tr> <tr> <td>terminal 2</td> <td>stainless steel t=0.25</td> <td>CuSn</td> </tr> <tr> <td>terminal 3</td> <td>stainless steel t=0.20</td> <td>CuSn</td> </tr> <tr> <td>terminals 4-9</td> <td>brass t=0.35</td> <td>silver</td> </tr> <tr> <td>terminals 10, 11</td> <td>brass t=0.35</td> <td>CuSn</td> </tr> <tr> <td>bushing</td> <td>copper alloy</td> <td>CuSn</td> </tr> <tr> <td>switch reed</td> <td>compound silver copper</td> <td></td> </tr> <tr> <td>switch/slide housing</td> <td>PA66 (UL94V-0)</td> <td>black</td> </tr> <tr> <td>housing</td> <td>PA66 (UL94V-0)</td> <td>black</td> </tr> <tr> <td>clip</td> <td>copper alloy t=0.08</td> <td></td> </tr> </tbody> </table>	DESCRIPTION	MATERIAL	PLATING/COLOR	terminal 1	brass t=0.25	CuSn	terminal 2	stainless steel t=0.25	CuSn	terminal 3	stainless steel t=0.20	CuSn	terminals 4-9	brass t=0.35	silver	terminals 10, 11	brass t=0.35	CuSn	bushing	copper alloy	CuSn	switch reed	compound silver copper		switch/slide housing	PA66 (UL94V-0)	black	housing	PA66 (UL94V-0)	black	clip	copper alloy t=0.08																																																																																					
	MATERIAL	PLATING																																																																																																																																															
terminals 1, 3	copper alloy	silver																																																																																																																																															
terminal 2	stainless steel	silver																																																																																																																																															
terminals 4-9	brass	silver																																																																																																																																															
terminal 10-11	brass	silver																																																																																																																																															
bushing (SJ-3579AN)	PA66																																																																																																																																																
bushing (all other models)	brass	nickel																																																																																																																																															
plastic	PA66																																																																																																																																																
contact clip	C5210	silver																																																																																																																																															
DESCRIPTION	MATERIAL	PLATING/COLOR																																																																																																																																															
terminal 1	brass t=0.25	CuSn																																																																																																																																															
terminal 2	stainless steel t=0.25	CuSn																																																																																																																																															
terminal 3	stainless steel t=0.20	CuSn																																																																																																																																															
terminals 4-9	brass t=0.35	silver																																																																																																																																															
terminals 10, 11	brass t=0.35	CuSn																																																																																																																																															
bushing	copper alloy	CuSn																																																																																																																																															
switch reed	compound silver copper																																																																																																																																																
switch/slide housing	PA66 (UL94V-0)	black																																																																																																																																															
housing	PA66 (UL94V-0)	black																																																																																																																																															
clip	copper alloy t=0.08																																																																																																																																																
<p>SPECIFICATIONS</p> <table border="1"> <thead> <tr> <th>parameter</th> <th>conditions/description</th> <th>min</th> <th>typ</th> <th>max</th> <th>units</th> </tr> </thead> <tbody> <tr> <td>rated input voltage</td> <td></td> <td></td> <td>12</td> <td></td> <td>Vdc</td> </tr> <tr> <td>rated input current</td> <td></td> <td></td> <td>1</td> <td></td> <td>A</td> </tr> <tr> <td>contact resistance</td> <td>between terminal and mating plug</td> <td></td> <td></td> <td>50</td> <td>mΩ</td> </tr> <tr> <td></td> <td>between terminal in a closed circuit</td> <td></td> <td></td> <td>30</td> <td>mΩ</td> </tr> <tr> <td>insulation resistance</td> <td>at 500 Vdc</td> <td>100</td> <td></td> <td></td> <td>MΩ</td> </tr> <tr> <td>voltage withstand</td> <td></td> <td></td> <td>500</td> <td></td> <td>Vdc</td> </tr> <tr> <td>insertion/withdrawal force</td> <td>at 50/60Hz for 1 minute</td> <td>0.3</td> <td></td> <td>3</td> <td>kg</td> </tr> <tr> <td>operating temperature</td> <td></td> <td>-25</td> <td></td> <td>85</td> <td>°C</td> </tr> <tr> <td>life</td> <td></td> <td></td> <td>5,000</td> <td></td> <td>cycles</td> </tr> <tr> <td>flammability rating</td> <td>UL94V-0</td> <td></td> <td></td> <td></td> <td></td> </tr> <tr> <td>RoHS</td> <td>yes</td> <td></td> <td></td> <td></td> <td></td> </tr> </tbody> </table>	parameter	conditions/description	min	typ	max	units	rated input voltage			12		Vdc	rated input current			1		A	contact resistance	between terminal and mating plug			50	mΩ		between terminal in a closed circuit			30	mΩ	insulation resistance	at 500 Vdc	100			MΩ	voltage withstand			500		Vdc	insertion/withdrawal force	at 50/60Hz for 1 minute	0.3		3	kg	operating temperature		-25		85	°C	life			5,000		cycles	flammability rating	UL94V-0					RoHS	yes					<p>SPECIFICATIONS</p> <table border="1"> <thead> <tr> <th>parameter</th> <th>conditions/description</th> <th>min</th> <th>typ</th> <th>max</th> <th>units</th> </tr> </thead> <tbody> <tr> <td>rated input voltage</td> <td></td> <td></td> <td>12</td> <td></td> <td>Vdc</td> </tr> <tr> <td>rated input current</td> <td></td> <td></td> <td>1</td> <td></td> <td>A</td> </tr> <tr> <td>contact resistance</td> <td>between terminal and mating plug</td> <td></td> <td></td> <td>100</td> <td>mΩ</td> </tr> <tr> <td></td> <td>between terminal in a closed circuit</td> <td></td> <td></td> <td>50</td> <td>mΩ</td> </tr> <tr> <td>insulation resistance</td> <td>at 500 Vdc</td> <td>100</td> <td></td> <td></td> <td>MΩ</td> </tr> <tr> <td>voltage withstand</td> <td>for 1 minute</td> <td></td> <td>500</td> <td></td> <td>Vdc</td> </tr> <tr> <td>insertion/withdrawal force</td> <td></td> <td>0.3</td> <td></td> <td>3</td> <td>kg</td> </tr> <tr> <td>operating temperature</td> <td></td> <td>-25</td> <td></td> <td>85</td> <td>°C</td> </tr> <tr> <td>life</td> <td></td> <td></td> <td>5,000</td> <td></td> <td>cycles</td> </tr> <tr> <td>flammability rating</td> <td>UL94V-0</td> <td></td> <td></td> <td></td> <td></td> </tr> <tr> <td>RoHS</td> <td>yes</td> <td></td> <td></td> <td></td> <td></td> </tr> </tbody> </table>	parameter	conditions/description	min	typ	max	units	rated input voltage			12		Vdc	rated input current			1		A	contact resistance	between terminal and mating plug			100	mΩ		between terminal in a closed circuit			50	mΩ	insulation resistance	at 500 Vdc	100			MΩ	voltage withstand	for 1 minute		500		Vdc	insertion/withdrawal force		0.3		3	kg	operating temperature		-25		85	°C	life			5,000		cycles	flammability rating	UL94V-0					RoHS	yes				
parameter	conditions/description	min	typ	max	units																																																																																																																																												
rated input voltage			12		Vdc																																																																																																																																												
rated input current			1		A																																																																																																																																												
contact resistance	between terminal and mating plug			50	mΩ																																																																																																																																												
	between terminal in a closed circuit			30	mΩ																																																																																																																																												
insulation resistance	at 500 Vdc	100			MΩ																																																																																																																																												
voltage withstand			500		Vdc																																																																																																																																												
insertion/withdrawal force	at 50/60Hz for 1 minute	0.3		3	kg																																																																																																																																												
operating temperature		-25		85	°C																																																																																																																																												
life			5,000		cycles																																																																																																																																												
flammability rating	UL94V-0																																																																																																																																																
RoHS	yes																																																																																																																																																
parameter	conditions/description	min	typ	max	units																																																																																																																																												
rated input voltage			12		Vdc																																																																																																																																												
rated input current			1		A																																																																																																																																												
contact resistance	between terminal and mating plug			100	mΩ																																																																																																																																												
	between terminal in a closed circuit			50	mΩ																																																																																																																																												
insulation resistance	at 500 Vdc	100			MΩ																																																																																																																																												
voltage withstand	for 1 minute		500		Vdc																																																																																																																																												
insertion/withdrawal force		0.3		3	kg																																																																																																																																												
operating temperature		-25		85	°C																																																																																																																																												
life			5,000		cycles																																																																																																																																												
flammability rating	UL94V-0																																																																																																																																																
RoHS	yes																																																																																																																																																

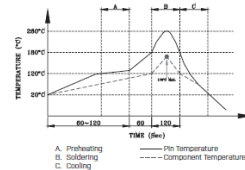
F-723-001

Revision: A

SOLDERABILITY					
parameter	conditions/description	min	typ	max	units
wave soldering	dipped in solder pot for 5 ± 0.5 seconds at	255	260	265	°C

SOLDERABILITY

parameter	conditions/description	min	typ	max	units
wave soldering	for max 5 seconds	255	260	265	°C



Affected Date Code: **5/23/23**

Product Availability: **Channel Availability Q2**

Additional Information:

PCN Approval:

Operations/Quality

Rajiv Dhanraj

Product Management

RH